

ALBANY COUNTY, NY & CANADA

1,350 people are employed at the 40 Canadian-owned businesses operating in Albany County, and an additional 1,550 jobs depend on goods and services exports to Canada

Albany County exports \$249 million in goods to Canada annually

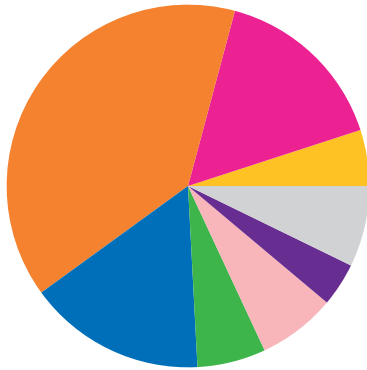
Top Albany County goods exports to Canada

Oil & Gas.....	\$95 million
Scrap Products.....	\$16 million
Soaps, Cleaning Agents & Toiletries.....	\$14 million
Resins & Synthetic Fibers.....	\$14 million
Electrical Equipment & Components.....	\$11 million

Albany County exports \$113 million in services to Canada annually

Top Albany County services exports to Canada

Financial services.....	\$27 million
Insurance services.....	\$27 million
Business services.....	\$23 million
Charges for the use of intellectual property..	\$17 million
Travel (including for education).....	\$14 million



Albany County goods exports to Canada by industry

Agriculture.....	5%.....	\$12 million
Chemicals.....	16%.....	\$40 million
Energy.....	39%.....	\$96 million
Equipment & machinery.....	16%.....	\$39 million
Forest products.....	6%.....	\$15 million
Minerals & metals.....	7%.....	\$17 million
Plastics & rubbers.....	4%.....	\$10 million
Other.....	7%.....	\$17 million

Albany County exports to Canada

2022	\$364 million
2021	\$301 million
2020	\$253 million
2019	\$268 million
2018	\$264 million
2017	\$241 million

Top Canadian-owned businesses operating in Albany County

- Aldo
- Bidnet
- Birthright
- Blinds To Go
- Boralex Industries
- C & C Packing
- Cascades
- CGI
- Colliers International
- Cornerstone Logistics Usa Lp

April 2024

Trade Partnership: Goods exports (2023 data, 3/2024 release), services exports (2022 data, 12/2023 release) and jobs that depend on county goods and services exports, calculated figures, based on U.S. Census Bureau and U.S. Bureau of Economic Analysis data at state and national levels. **Dun & Bradstreet:** Canadian-owned businesses (12/2023 release).

ALLEGANY COUNTY, NY & CANADA

350 people are employed at the Canadian-owned business operating in Allegany County, and an additional 250 jobs depend on goods and services exports to Canada

Allegany County exports \$42 million in goods to Canada annually

Top Allegany County goods exports to Canada

Oil & Gas.....	\$7 million
Metal Ores.....	\$3 million
Dairy Products.....	\$3 million
Oilseeds & Grains.....	\$3 million
Clay & Refractory Products.....	\$1 million

Allegany County exports \$5 million in services to Canada annually

Top Allegany County services exports to Canada

Travel (including for education).....	\$2 million
Financial services.....	\$1 million
Charges for the use of intellectual property.....	\$881,318
Business services.....	\$314,359
Insurance services.....	\$65,196



Allegany County goods exports to Canada by industry

Agriculture.....	21%.....	\$9 million
Energy.....	16%.....	\$7 million
Equipment & machinery.....	16%.....	\$7 million
Forest products.....	5%.....	\$2 million
Minerals & metals.....	16%.....	\$7 million
Transportation.....	3%.....	\$1 million
Other.....	23%.....	\$10 million

Allegany County exports to Canada

2022	\$47 million
2021	\$41 million
2020	\$35 million
2019	\$39 million
2018	\$42 million
2017	\$38 million

BRONX COUNTY, NY & CANADA

150 people are employed at the 9 Canadian-owned businesses operating in Bronx County, and an additional 850 jobs depend on goods and services exports to Canada

Bronx County exports \$69 million in goods to Canada annually

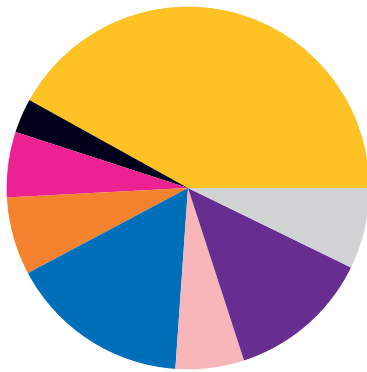
Top Bronx County goods exports to Canada

■ Meat Products.....	\$16 million
■ Plastics Products.....	\$9 million
■ Bakery & Tortilla Products.....	\$6 million
■ Petroleum & Coal Products.....	\$5 million
■ Household Appliances.....	\$4 million

Bronx County exports \$57 million in services to Canada annually

Top Bronx County services exports to Canada

Travel (including for education).....	\$39 million
Financial services.....	\$6 million
Charges for the use of intellectual property....	\$6 million
Business services.....	\$5 million
Insurance services.....	\$511,063



Bronx County goods exports to Canada by industry

■ Agriculture.....	42%.....	\$29 million
■ Apparel & textiles.....	3%.....	\$2 million
■ Chemicals.....	6%.....	\$4 million
■ Energy.....	7%.....	\$5 million
■ Equipment & machinery.....	16%.....	\$11 million
■ Minerals & metals.....	6%.....	\$4 million
■ Plastics & rubbers.....	13%.....	\$9 million
■ Other.....	7%.....	\$5 million

Bronx County exports to Canada

2022	\$126 million
2021	\$86 million
2020	\$80 million
2019	\$109 million
2018	\$113 million
2017	\$112 million

Top Canadian-owned businesses operating in Bronx County

- Andrews International
- Fjc Security Services
- Rugby ABP
- Sprague
- T250
- TD Bank NA
- Trans World Ny Sub
- Waste Connections
- WSP USA

April 2024

Trade Partnership: Goods exports (2023 data, 3/2024 release), services exports (2022 data, 12/2023 release) and jobs that depend on county goods and services exports, calculated figures, based on U.S. Census Bureau and U.S. Bureau of Economic Analysis data at state and national levels. **Dun & Bradstreet:** Canadian-owned businesses (12/2023 release).

BROOME COUNTY, NY & CANADA

550 people are employed at the 14 Canadian-owned businesses operating in Broome County, and an additional 1,100 jobs depend on goods and services exports to Canada

Broome County exports \$173 million in goods to Canada annually

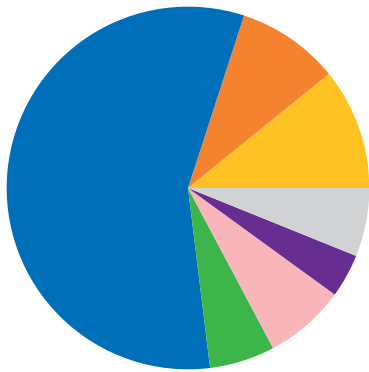
Top Broome County goods exports to Canada

■ Computer Equipment.....	\$50 million
■ Semiconductors & Components.....	\$21 million
■ Petroleum & Coal Products.....	\$8 million
■ Scrap Products.....	\$8 million
■ Oil & Gas.....	\$7 million

Broome County exports \$33 million in services to Canada annually

Top Broome County services exports to Canada

Travel (including for education).....	\$14 million
Financial services.....	\$6 million
Charges for the use of intellectual property....	\$4 million
Telecommunications, computer & information services	\$3 million
Insurance services.....	\$3 million



Broome County goods exports to Canada by industry

■ Agriculture.....	11%.....	\$19 million
■ Energy.....	9%.....	\$16 million
■ Equipment & machinery.....	57%.....	\$98 million
■ Forest products.....	6%.....	\$10 million
■ Minerals & metals.....	7%.....	\$11 million
■ Plastics & rubbers.....	4%.....	\$6 million
■ Other.....	6%.....	\$10 million

Broome County exports to Canada

2022	\$206 million
2021	\$179 million
2020	\$167 million
2019	\$205 million
2018	\$204 million
2017	\$200 million

Top Canadian-owned businesses operating in Broome County

- Birthright
- Bluestone Wind
- Cmp New York
- Cold Stone Creamery
- Columbia Energy
- Glass America
- Irving Woodlands
- Soo Line Railroad
- Stantec
- Superior Plus Energy Services

April 2024

Trade Partnership: Goods exports (2023 data, 3/2024 release), services exports (2022 data, 12/2023 release) and jobs that depend on county goods and services exports, calculated figures, based on U.S. Census Bureau and U.S. Bureau of Economic Analysis data at state and national levels. **Dun & Bradstreet:** Canadian-owned businesses (12/2023 release).

CATTARAUGUS COUNTY, NY & CANADA

50 people are employed at the 5 Canadian-owned businesses operating in Cattaraugus County, and an additional 700 jobs depend on goods and services exports to Canada

Cattaraugus County exports \$120 million in goods to Canada annually

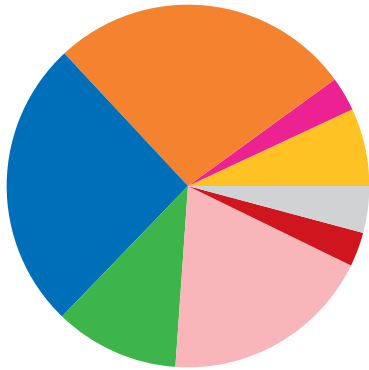
Top Cattaraugus County goods exports to Canada

Oil & Gas.....	\$31 million
Cutlery & Handtools.....	\$17 million
Engines & Turbines.....	\$11 million
Ag. & Construction Machinery.....	\$5 million
Sawmill & Wood Products.....	\$4 million

Cattaraugus County exports \$11 million in services to Canada annually

Top Cattaraugus County services exports to Canada

Financial services.....	\$6 million
Travel (including for education).....	\$4 million
Charges for the use of intellectual property.....	\$424,664
Business services.....	\$316,553
Maintenance & repair services.....	\$59,269



Cattaraugus County goods exports to Canada by industry

Agriculture.....	7%.....	\$9 million
Chemicals.....	3%.....	\$4 million
Energy.....	27%.....	\$33 million
Equipment & machinery.....	26%.....	\$32 million
Forest products.....	11%.....	\$13 million
Minerals & metals.....	19%.....	\$23 million
Transportation.....	3%.....	\$4 million
Other.....	4%.....	\$5 million

Cattaraugus County exports to Canada

2022	\$131 million
2021	\$104 million
2020	\$87 million
2019	\$97 million
2018	\$104 million
2017	\$95 million

Top Canadian-owned businesses operating in Cattaraugus County

- Ball Hill Wind Energy
- Columbia Energy
- Premier Salons
- Superior Plus Energy Services
- Trans World Ny Sub

CAYUGA COUNTY, NY & CANADA

50 people are employed at the 5 Canadian-owned businesses operating in Cayuga County, and an additional 1,050 jobs depend on goods and services exports to Canada

Cayuga County exports \$193 million in goods to Canada annually

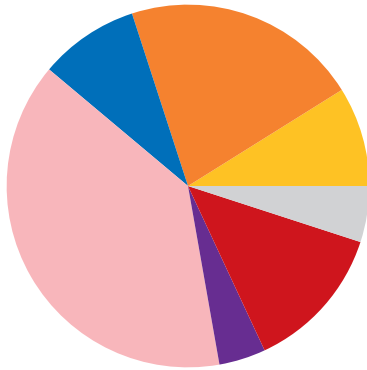
Top Cayuga County goods exports to Canada

Oil & Gas.....	\$40 million
Nonferrous Metal Products.....	\$23 million
Aluminum.....	\$21 million
Iron, Steel & Ferroalloys.....	\$15 million
Clay & Refractory Products.....	\$13 million

Cayuga County exports \$5 million in services to Canada annually

Top Cayuga County services exports to Canada

Travel (including for education).....	\$3 million
Financial services.....	\$1 million
Charges for the use of intellectual property.....	\$809,410
Business services.....	\$196,816
Insurance services.....	\$67,175



Cayuga County goods exports to Canada by industry

Agriculture.....	9%.....	\$17 million
Energy.....	21%.....	\$41 million
Equipment & machinery.....	9%.....	\$18 million
Minerals & metals.....	39%.....	\$76 million
Plastics & rubbers.....	4%.....	\$7 million
Transportation.....	13%.....	\$25 million
Other.....	5%.....	\$10 million

Cayuga County exports to Canada

2022	\$200 million
2021	\$166 million
2020	\$145 million
2019	\$151 million
2018	\$166 million
2017	\$160 million

Top Canadian-owned businesses operating in Cayuga County

- Auburn Vacuum Forming
- Birthright
- Gerber Collision & Glass
- Glass America
- Trans World Ny Sub

CHAUTAUQUA COUNTY, NY & CANADA

550 people are employed at the 12 Canadian-owned businesses operating in Chautauqua County, and an additional 1,550 jobs depend on goods and services exports to Canada

Chautauqua County exports \$276 million in goods to Canada annually

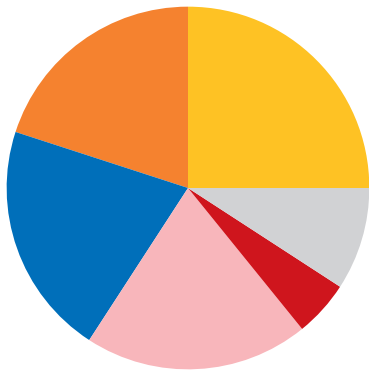
Top Chautauqua County goods exports to Canada

■ Petroleum & Coal Products.....	\$38 million
■ Iron, Steel & Ferroalloys.....	\$27 million
■ Engines & Turbines.....	\$21 million
■ Oil & Gas.....	\$19 million
■ Preserves & Specialty Foods.....	\$18 million

Chautauqua County exports \$12 million in services to Canada annually

Top Chautauqua County services exports to Canada

Travel (including for education).....	\$6 million
Financial services.....	\$4 million
Charges for the use of intellectual property.....	\$789,578
Business services.....	\$635,231
Insurance services.....	\$105,360



Chautauqua County goods exports to Canada by industry

■ Agriculture.....	25%.....	\$70 million
■ Energy.....	20%.....	\$56 million
■ Equipment & machinery.....	21%.....	\$57 million
■ Minerals & metals.....	20%.....	\$56 million
■ Transportation.....	5%.....	\$14 million
■ Other.....	9%.....	\$25 million

Chautauqua County exports to Canada

2022	\$287 million
2021	\$231 million
2020	\$198 million
2019	\$240 million
2018	\$242 million
2017	\$226 million

Top Canadian-owned businesses operating in Chautauqua County

- Ball Hill Wind Project
- Bush Industries Furniture
- Columbia Energy
- Ecr International
- Export Packers
- Gerber Collision & Glass
- Glass America
- Inscape Architectural Interiors
- New Flyer
- Superior Plus Energy Services

April 2024

Trade Partnership: Goods exports (2023 data, 3/2024 release), services exports (2022 data, 12/2023 release) and jobs that depend on county goods and services exports, calculated figures, based on U.S. Census Bureau and U.S. Bureau of Economic Analysis data at state and national levels. **Dun & Bradstreet:** Canadian-owned businesses (12/2023 release).

CHEMUNG COUNTY, NY & CANADA

50 people are employed at the 5 Canadian-owned businesses operating in Chemung County, and an additional 1,200 jobs depend on goods and services exports to Canada

Chemung County exports \$253 million in goods to Canada annually

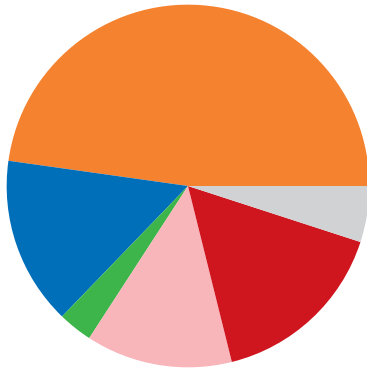
Top Chemung County goods exports to Canada

Oil & Gas.....	\$119 million
Clay & Refractory Products.....	\$19 million
Motor Vehicle Bodies & Trailers.....	\$14 million
Motor Vehicles.....	\$14 million
Motor Vehicle Parts.....	\$7 million

Chemung County exports \$13 million in services to Canada annually

Top Chemung County services exports to Canada

Financial services.....	\$6 million
Travel (including for education).....	\$4 million
Telecommunications, computer & information services	\$1 million
Business services.....	\$690,934
Charges for the use of intellectual property.....	\$547,139



Chemung County goods exports to Canada by industry

Energy.....	48%.....	\$121 million
Equipment & machinery.....	15%.....	\$38 million
Forest products.....	3%.....	\$9 million
Minerals & metals.....	13%.....	\$34 million
Transportation.....	16%.....	\$39 million
Other.....	5%.....	\$13 million

Chemung County exports to Canada

2022	\$266 million
2021	\$243 million
2020	\$207 million
2019	\$245 million
2018	\$275 million
2017	\$248 million

Top Canadian-owned businesses operating in Chemung County

- Columbia Energy
- Gerber Collision & Glass
- Golder Associates
- Premier Salons
- Trans World Ny Sub

CHENANGO COUNTY, NY & CANADA

1,050 jobs depend on goods and services exports to Canada

Chenango County exports \$182 million in goods to Canada annually

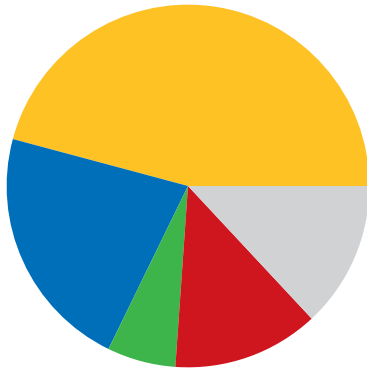
Top Chenango County goods exports to Canada

■ Animal Foods.....	\$62 million
■ Motor Vehicle Parts.....	\$11 million
■ Ag. & Construction Machinery.....	\$9 million
■ Grain & Oilseed Milling Products.....	\$6 million
■ Preserves & Specialty Foods.....	\$5 million

Chenango County exports \$12 million in services to Canada annually

Top Chenango County services exports to Canada

Financial services.....	\$7 million
Charges for the use of intellectual property....	\$3 million
Insurance services.....	\$1 million
Travel (including for education).....	\$249,302
Business services.....	\$191,935



Chenango County goods exports to Canada by industry

■ Agriculture.....	46%.....	\$84 million
■ Equipment & machinery.....	22%.....	\$39 million
■ Forest products.....	6%.....	\$10 million
■ Transportation.....	13%.....	\$24 million
■ Other.....	13%.....	\$24 million

Chenango County exports to Canada

2022	\$193 million
2021	\$172 million
2020	\$152 million
2019	\$150 million
2018	\$139 million
2017	\$125 million

April 2024

Trade Partnership: Goods exports (2023 data, 3/2024 release), services exports (2022 data, 12/2023 release) and jobs that depend on county goods and services exports, calculated figures, based on U.S. Census Bureau and U.S. Bureau of Economic Analysis data at state and national levels. **Dun & Bradstreet:** Canadian-owned businesses (12/2023 release).

CLINTON COUNTY, NY & CANADA

550 people are employed at the 50 Canadian-owned businesses operating in Clinton County, and an additional 1,050 jobs depend on goods and services exports to Canada

Clinton County exports **\$104 million** in goods to Canada annually

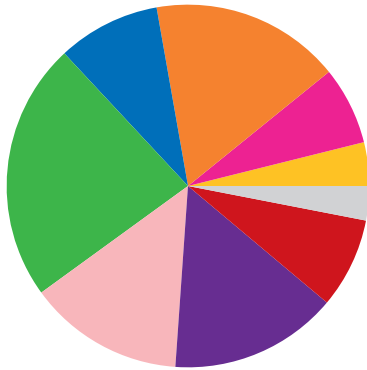
Top Clinton County goods exports to Canada

■ Pulp & Paperboard Mill Products.....	\$20 million
■ Petroleum & Coal Products.....	\$14 million
■ Plastics Products.....	\$13 million
■ Aluminum.....	\$6 million
■ Electrical Equipment & Components.....	\$6 million

Clinton County exports **\$139 million** in services to Canada annually

Top Clinton County services exports to Canada

Transport.....	\$132 million
Travel (including for education).....	\$4 million
Financial services.....	\$2 million
Business services.....	\$612,810
Charges for the use of intellectual property.....	\$585,670



Clinton County goods exports to Canada by industry

■ Agriculture.....	4%.....	\$4 million
■ Chemicals.....	7%.....	\$8 million
■ Energy.....	17%.....	\$17 million
■ Equipment & machinery.....	9%.....	\$9 million
■ Forest products.....	23%.....	\$24 million
■ Minerals & metals.....	14%.....	\$14 million
■ Plastics & rubbers.....	15%.....	\$16 million
■ Transportation.....	8%.....	\$8 million
■ Other.....	3%.....	\$3 million

Clinton County exports to Canada

2022	\$243 million
2021	\$216 million
2020	\$217 million
2019	\$266 million
2018	\$257 million
2017	\$210 million

Top Canadian-owned businesses operating in Clinton County

- Abra Electronic Corporation
- Apg Neuros
- Asobu
- Atlas Electronics Systems
- Champlain Hanger
- Clinton Fire Control
- Cole International USA
- Columbia Frame Us
- Coolspring Crpt Mlls Cnada Ltd
- Delastek Usa

April 2024

Trade Partnership: Goods exports (2023 data, 3/2024 release), services exports (2022 data, 12/2023 release) and jobs that depend on county goods and services exports, calculated figures, based on U.S. Census Bureau and U.S. Bureau of Economic Analysis data at state and national levels. **Dun & Bradstreet:** Canadian-owned businesses (12/2023 release).

COLUMBIA COUNTY, NY & CANADA

450 jobs depend on goods and services exports to Canada

Columbia County exports \$93 million in goods to Canada annually

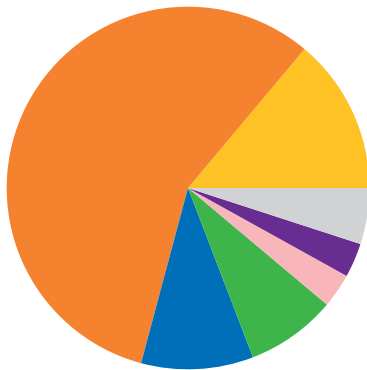
Top Columbia County goods exports to Canada

Oil & Gas.....	\$53 million
Electrical Equipment & Components.....	\$6 million
Plastics Products.....	\$3 million
Animal Foods.....	\$3 million
Pulp & Paperboard Mill Products.....	\$3 million

Columbia County exports \$5 million in services to Canada annually

Top Columbia County services exports to Canada

Travel (including for education).....	\$3 million
Financial services.....	\$780,372
Charges for the use of intellectual property.....	\$415,088
Business services.....	\$384,112
Insurance services.....	\$41,863



Columbia County goods exports to Canada by industry

Agriculture.....	14%.....	\$13 million
Energy.....	57%.....	\$53 million
Equipment & machinery.....	10%.....	\$10 million
Forest products.....	8%.....	\$7 million
Minerals & metals.....	3%.....	\$3 million
Plastics & rubbers.....	3%.....	\$3 million
Other.....	5%.....	\$5 million

Columbia County exports to Canada

2022	\$98 million
2021	\$72 million
2020	\$59 million
2019	\$70 million
2018	\$84 million
2017	\$64 million

Top Canadian-owned businesses operating in Columbia County

- TD Bank NA
- Trans World Ny Sub

CORTLAND COUNTY, NY & CANADA

350 jobs depend on goods and services exports to Canada

Cortland County exports \$54 million in goods to Canada annually

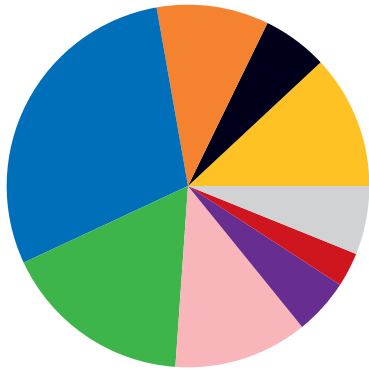
Top Cortland County goods exports to Canada

■ Sawmill & Wood Products.....	\$6 million
■ Engines & Turbines.....	\$5 million
■ Oil & Gas.....	\$4 million
■ Boilers, Tanks & Containers.....	\$4 million
■ Plastics Products.....	\$3 million

Cortland County exports \$6 million in services to Canada annually

Top Cortland County services exports to Canada

Travel (including for education).....	\$3 million
Charges for the use of intellectual property....	\$1 million
Financial services.....	\$932,606
Insurance services.....	\$605,468
Business services.....	\$427,901



Cortland County goods exports to Canada by industry

■ Agriculture.....	12%.....	\$6 million
■ Apparel & textiles.....	6%.....	\$3 million
■ Energy.....	10%.....	\$5 million
■ Equipment & machinery.....	29%.....	\$16 million
■ Forest products.....	17%.....	\$9 million
■ Minerals & metals.....	12%.....	\$7 million
■ Plastics & rubbers.....	5%.....	\$3 million
■ Transportation.....	3%.....	\$2 million
■ Other.....	6%.....	\$3 million

Cortland County exports to Canada

2022	\$60 million
2021	\$50 million
2020	\$44 million
2019	\$46 million
2018	\$45 million
2017	\$42 million

Top Canadian-owned businesses operating in Cortland County

- iSpice Foods
- Superior Plus Energy Services

DELAWARE COUNTY, NY & CANADA

100 people are employed at the 2 Canadian-owned businesses operating in Delaware County, and an additional 300 jobs depend on goods and services exports to Canada

Delaware County exports \$51 million in goods to Canada annually

Top Delaware County goods exports to Canada

■ Pharmaceuticals & Medicines.....	\$8 million
■ Printed Matter & Related Products.....	\$6 million
■ Electrical Equipment & Components.....	\$4 million
■ Sawmill & Wood Products.....	\$4 million
■ Electric Lighting Equipment.....	\$3 million

Delaware County exports \$5 million in services to Canada annually

Top Delaware County services exports to Canada

Financial services.....	\$2 million
Charges for the use of intellectual property....	\$1 million
Travel (including for education).....	\$932,359
Business services.....	\$181,450
Telecommunications, computer & information services	\$85,400



Delaware County goods exports to Canada by industry

■ Agriculture.....	16%.....	\$8 million
■ Chemicals.....	23%.....	\$12 million
■ Equipment & machinery.....	18%.....	\$9 million
■ Forest products.....	27%.....	\$14 million
■ Minerals & metals.....	4%.....	\$2 million
■ Transportation.....	6%.....	\$3 million
■ Other.....	6%.....	\$3 million

Delaware County exports to Canada

2022	\$56 million
2021	\$47 million
2020	\$41 million
2019	\$46 million
2018	\$49 million
2017	\$46 million

Top Canadian-owned businesses operating in Delaware County

- Columbia Energy
- Saputo Cheese

DUTCHESS COUNTY, NY & CANADA

350 people are employed at the 10 Canadian-owned businesses operating in Dutchess County, and an additional 1,250 jobs depend on goods and services exports to Canada

Dutchess County exports \$203 million in goods to Canada annually

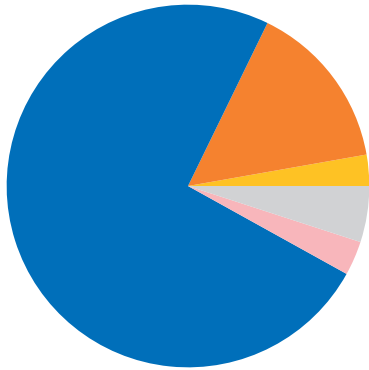
Top Dutchess County goods exports to Canada

■ Computer Equipment.....	\$104 million
■ Semiconductors & Components.....	\$36 million
■ Petroleum & Coal Products.....	\$30 million
■ Rubber Products.....	\$3 million
■ Audio & Video Equipment.....	\$3 million

Dutchess County exports \$47 million in services to Canada annually

Top Dutchess County services exports to Canada

Financial services.....	\$19 million
Travel (including for education).....	\$18 million
Business services.....	\$5 million
Charges for the use of intellectual property....	\$3 million
Telecommunications, computer & information services	\$2 million



Dutchess County goods exports to Canada by industry

■ Agriculture.....	3%.....	\$5 million
■ Energy.....	15%.....	\$30 million
■ Equipment & machinery.....	74%.....	\$151 million
■ Minerals & metals.....	3%.....	\$7 million
■ Other.....	5%.....	\$10 million

Dutchess County exports to Canada

2022	\$250 million
2021	\$228 million
2020	\$212 million
2019	\$268 million
2018	\$261 million
2017	\$275 million

Top Canadian-owned businesses operating in Dutchess County

- Aldo
- Birthright
- Central Hudson Energy Group
- Central Hudson Gas & Electric
- Mac's Convenience Stores
- Nutrien Ag Solutions
- Phoenix Development
- Stantec
- TD Bank NA
- Trans World Ny Sub

April 2024

Trade Partnership: Goods exports (2023 data, 3/2024 release), services exports (2022 data, 12/2023 release) and jobs that depend on county goods and services exports, calculated figures, based on U.S. Census Bureau and U.S. Bureau of Economic Analysis data at state and national levels. **Dun & Bradstreet:** Canadian-owned businesses (12/2023 release).

ERIE COUNTY, NY & CANADA

4,650 people are employed at the 151 Canadian-owned businesses operating in Erie County, and an additional 9,650 jobs depend on goods and services exports to Canada

Erie County exports \$1.4 billion in goods to Canada annually

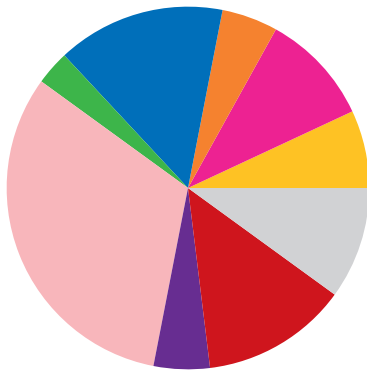
Top Erie County goods exports to Canada

■ Nonferrous Metal Products.....	\$273 million
■ Motor Vehicles.....	\$87 million
■ Basic Chemicals.....	\$83 million
■ Aluminum.....	\$76 million
■ Petroleum & Coal Products.....	\$60 million

Erie County exports \$678 million in services to Canada annually

Top Erie County services exports to Canada

Transport.....	\$374 million
Financial services.....	\$149 million
Travel (including for education).....	\$76 million
Insurance services.....	\$30 million
Business services.....	\$28 million



Erie County goods exports to Canada by industry

■ Agriculture.....	7%.....	\$96 million
■ Chemicals.....	10%.....	\$141 million
■ Energy.....	5%.....	\$65 million
■ Equipment & machinery.....	15%.....	\$210 million
■ Forest products.....	3%.....	\$47 million
■ Minerals & metals.....	32%.....	\$457 million
■ Plastics & rubbers.....	5%.....	\$70 million
■ Transportation.....	13%.....	\$188 million
■ Other.....	10%.....	\$142 million

Erie County exports to Canada

2022	\$2.1 billion
2021	\$2.0 billion
2020	\$1.8 billion
2019	\$1.8 billion
2018	\$1.9 billion
2017	\$1.7 billion

Top Canadian-owned businesses operating in Erie County

- 1120423 Ontario Limited
- 3542114 Canada
- A R Medicom
- ABEL Software
- Accipiter Radar Corporation
- AGA Trade Ltd
- Allied
- Alumni Computer Group
- Ambur Point Of Sale
- American Hotel Income Properties

April 2024

Trade Partnership: Goods exports (2023 data, 3/2024 release), services exports (2022 data, 12/2023 release) and jobs that depend on county goods and services exports, calculated figures, based on U.S. Census Bureau and U.S. Bureau of Economic Analysis data at state and national levels. **Dun & Bradstreet:** Canadian-owned businesses (12/2023 release).

ESSEX COUNTY, NY & CANADA

50 people are employed at the 4 Canadian-owned businesses operating in Essex County, and an additional 250 jobs depend on goods and services exports to Canada

Essex County exports **\$37 million** in goods to Canada annually

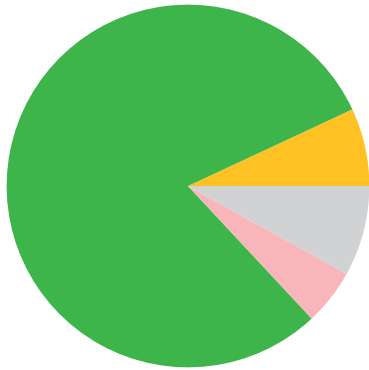
Top Essex County goods exports to Canada

■ Pulp & Paperboard Mill Products.....	\$15 million
■ Converted Paper Products.....	\$12 million
■ Sawmill & Wood Products.....	\$2 million
■ Metal Ores.....	\$1 million
■ Plastics Products.....	\$878,338

Essex County exports **\$6 million** in services to Canada annually

Top Essex County services exports to Canada

Travel (including for education).....	\$4 million
Financial services.....	\$664,498
Insurance services.....	\$359,759
Charges for the use of intellectual property.....	\$256,197
Business services.....	\$150,477



Essex County goods exports to Canada by industry

■ Agriculture.....	7%.....	\$3 million
■ Forest products.....	80%.....	\$29 million
■ Minerals & metals.....	5%.....	\$2 million
■ Other.....	8%.....	\$3 million

Essex County exports to Canada

2022	\$42 million
2021	\$36 million
2020	\$32 million
2019	\$38 million
2018	\$41 million
2017	\$35 million

Top Canadian-owned businesses operating in Essex County

- Birthright
- Canadian Hockey Entps
- Commonwealth Home Fashion
- Superior Plus Energy Services

FRANKLIN COUNTY, NY & CANADA

50 people are employed at the 5 Canadian-owned businesses operating in Franklin County, and an additional 150 jobs depend on goods and services exports to Canada

Franklin County
exports \$16 million
 in goods to Canada annually

Top Franklin County goods exports to Canada

Oil & Gas.....	\$3 million
Timber & Logs.....	\$3 million
Oilseeds & Grains.....	\$2 million
Petroleum & Coal Products.....	\$1 million
Fruits & Tree Nuts.....	\$1 million

Franklin County
exports \$11 million
 in services to Canada annually

Top Franklin County services exports to Canada

Transport.....	\$6 million
Travel (including for education).....	\$2 million
Charges for the use of intellectual property....	\$1 million
Financial services.....	\$1 million
Business services.....	\$426,078



Franklin County goods exports to Canada by industry

Agriculture.....	32%.....	\$5 million
Apparel & textiles.....	10%.....	\$2 million
Energy.....	27%.....	\$4 million
Forest products.....	25%.....	\$4 million
Other.....	6%.....	\$1 million

Franklin County exports to Canada

2022	\$27 million
2021	\$22 million
2020	\$18 million
2019	\$21 million
2018	\$23 million
2017	\$22 million

Top Canadian-owned businesses operating in Franklin County

- Birthright
- Gildan
- Lomir Biomedical Inc
- Sea Mats
- Superior Plus Energy Services

FULTON COUNTY, NY & CANADA

300 jobs depend on goods and services exports to Canada

Fulton County exports **\$36 million** in goods to Canada annually

Top Fulton County goods exports to Canada

■ Leather & Hide Tanning.....	\$5 million
■ Dairy Products.....	\$2 million
■ Soaps, Cleaning Agents & Toiletries.....	\$2 million
■ Clay & Refractory Products.....	\$2 million
■ Fabrics.....	\$924,987

Fulton County exports **\$5 million** in services to Canada annually

Top Fulton County services exports to Canada

Travel (including for education).....	\$2 million
Charges for the use of intellectual property....	\$1 million
Financial services.....	\$1 million
Insurance services.....	\$259,192
Business services.....	\$151,180



Fulton County goods exports to Canada by industry

■ Agriculture.....	17%.....	\$6 million
■ Apparel & textiles.....	27%.....	\$10 million
■ Chemicals.....	5%.....	\$2 million
■ Equipment & machinery.....	9%.....	\$3 million
■ Forest products.....	3%.....	\$1 million
■ Minerals & metals.....	9%.....	\$3 million
■ Transportation.....	4%.....	\$2 million
■ Other.....	26%.....	\$9 million

Fulton County exports to Canada

2022	\$41 million
2021	\$36 million
2020	\$31 million
2019	\$38 million
2018	\$39 million
2017	\$33 million

Top Canadian-owned businesses operating in Fulton County

- County Waste & Recycl Svc
- Inmar
- US Security Associates

GENESEE COUNTY, NY & CANADA

750 jobs depend on goods and services exports to Canada

Genesee County exports \$173 million in goods to Canada annually

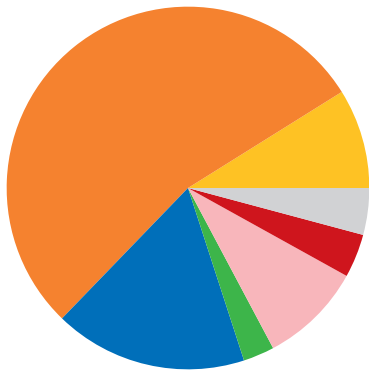
Top Genesee County goods exports to Canada

Oil & Gas.....	\$79 million
Petroleum & Coal Products.....	\$14 million
Metal Ores.....	\$8 million
Ag. & Construction Machinery.....	\$6 million
Converted Paper Products.....	\$5 million

Genesee County exports \$6 million in services to Canada annually

Top Genesee County services exports to Canada

Travel (including for education).....	\$3 million
Financial services.....	\$1 million
Business services.....	\$480,391
Charges for the use of intellectual property.....	\$321,713
Insurance services.....	\$82,544



Genesee County goods exports to Canada by industry

Agriculture.....	9%.....	\$15 million
Energy.....	54%.....	\$93 million
Equipment & machinery.....	17%.....	\$29 million
Forest products.....	3%.....	\$6 million
Minerals & metals.....	9%.....	\$16 million
Transportation.....	4%.....	\$7 million
Other.....	4%.....	\$7 million

Genesee County exports to Canada

2022	\$179 million
2021	\$139 million
2020	\$113 million
2019	\$128 million
2018	\$148 million
2017	\$115 million

Top Canadian-owned businesses operating in Genesee County

- Eco Waste Solutions Usa
- Insurance Auto Auctions
- Stanwood Products

GREENE COUNTY, NY & CANADA

150 jobs depend on goods and services exports to Canada

Greene County exports \$28 million in goods to Canada annually

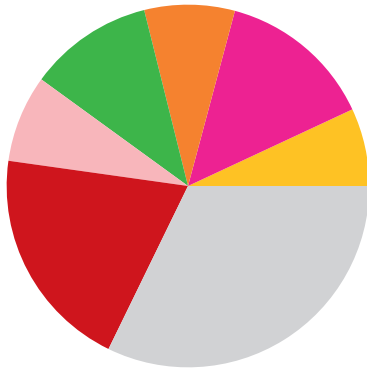
Top Greene County goods exports to Canada

■ Scrap Products.....	\$6 million
■ Pharmaceuticals & Medicines.....	\$3 million
■ Motor Vehicle Bodies & Trailers.....	\$2 million
■ Motor Vehicles.....	\$2 million
■ Oil & Gas.....	\$2 million

Greene County exports \$5 million in services to Canada annually

Top Greene County services exports to Canada

Travel (including for education).....	\$3 million
Financial services.....	\$2 million
Charges for the use of intellectual property.....	\$293,739
Business services.....	\$210,014
Insurance services.....	\$43,638



Greene County goods exports to Canada by industry

■ Agriculture.....	7%.....	\$2 million
■ Chemicals.....	14%.....	\$4 million
■ Energy.....	8%.....	\$2 million
■ Forest products.....	11%.....	\$3 million
■ Minerals & metals.....	8%.....	\$2 million
■ Transportation.....	20%.....	\$6 million
■ Other.....	32%.....	\$9 million

Greene County exports to Canada

2022	\$33 million
2021	\$26 million
2020	\$24 million
2019	\$28 million
2018	\$30 million
2017	\$28 million

April 2024

Trade Partnership: Goods exports (2023 data, 3/2024 release), services exports (2022 data, 12/2023 release) and jobs that depend on county goods and services exports, calculated figures, based on U.S. Census Bureau and U.S. Bureau of Economic Analysis data at state and national levels. **Dun & Bradstreet:** Canadian-owned businesses (12/2023 release).

HAMILTON COUNTY, NY & CANADA

Hamilton County exports \$442,811 in goods to Canada annually

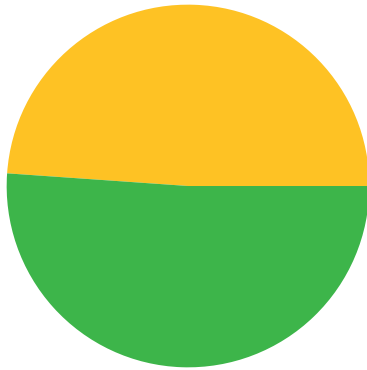
Top Hamilton County goods exports to Canada

■ Fruits & Tree Nuts.....	\$199,452
■ Timber & Logs.....	\$151,940
■ Sawmill & Wood Products.....	\$56,019
■ Vegetables & Melons.....	\$13,520
■ Forestry Products.....	\$13,278

Hamilton County exports \$669,580 in services to Canada annually

Top Hamilton County services exports to Canada

Travel (including for education).....	\$489,228
Charges for the use of intellectual property.....	\$137,303
Financial services.....	\$21,555
Business services.....	\$21,494



Hamilton County goods exports to Canada by industry

■ Agriculture.....	49%.....	\$215,553
■ Forest products.....	51%.....	\$227,258

Hamilton County exports to Canada

2022	\$1 million
2021	\$566,795
2020	\$539,766
2019	\$1 million
2018	\$1 million
2017	\$1 million

April 2024

Trade Partnership: Goods exports (2023 data, 3/2024 release), services exports (2022 data, 12/2023 release) and jobs that depend on county goods and services exports, calculated figures, based on U.S. Census Bureau and U.S. Bureau of Economic Analysis data at state and national levels. **Dun & Bradstreet:** Canadian-owned businesses (12/2023 release).

HERKIMER COUNTY, NY & CANADA

400 jobs depend on goods and services exports to Canada

Herkimer County exports \$63 million in goods to Canada annually

Top Herkimer County goods exports to Canada

Scrap Products.....	\$9 million
Boilers, Tanks & Containers.....	\$8 million
Pulp & Paperboard Mill Products.....	\$7 million
Oilseeds & Grains.....	\$3 million
Sawmill & Wood Products.....	\$2 million

Herkimer County exports \$6 million in services to Canada annually

Top Herkimer County services exports to Canada

Travel (including for education).....	\$3 million
Charges for the use of intellectual property....	\$2 million
Financial services.....	\$1 million
Business services.....	\$139,708
Insurance services.....	\$117,242



Herkimer County goods exports to Canada by industry

Agriculture.....	22%.....	\$14 million
Apparel & textiles.....	4%.....	\$3 million
Forest products.....	19%.....	\$12 million
Minerals & metals.....	22%.....	\$14 million
Transportation.....	7%.....	\$4 million
Other.....	26%.....	\$16 million

Herkimer County exports to Canada

2022	\$69 million
2021	\$59 million
2020	\$52 million
2019	\$64 million
2018	\$72 million
2017	\$67 million

April 2024

Trade Partnership: Goods exports (2023 data, 3/2024 release), services exports (2022 data, 12/2023 release) and jobs that depend on county goods and services exports, calculated figures, based on U.S. Census Bureau and U.S. Bureau of Economic Analysis data at state and national levels. **Dun & Bradstreet:** Canadian-owned businesses (12/2023 release).

JEFFERSON COUNTY, NY & CANADA

150 people are employed at the 10 Canadian-owned businesses operating in Jefferson County, and an additional 700 jobs depend on goods and services exports to Canada

Jefferson County exports **\$59 million** in goods to Canada annually

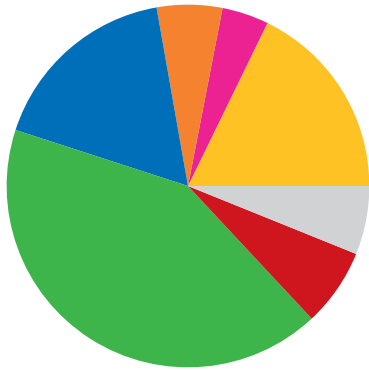
Top Jefferson County goods exports to Canada

■ Pulp & Paperboard Mill Products.....	\$21 million
■ Ag. & Construction Machinery.....	\$4 million
■ Petroleum & Coal Products.....	\$4 million
■ Oilseeds & Grains.....	\$3 million
■ Aerospace Products & Parts.....	\$3 million

Jefferson County exports **\$87 million** in services to Canada annually

Top Jefferson County services exports to Canada

Transport.....	\$73 million
Travel (including for education).....	\$6 million
Financial services.....	\$6 million
Business services.....	\$1 million
Charges for the use of intellectual property.....	\$821,542



Jefferson County goods exports to Canada by industry

■ Agriculture.....	18%.....	\$11 million
■ Chemicals.....	4%.....	\$2 million
■ Energy.....	6%.....	\$4 million
■ Equipment & machinery.....	17%.....	\$10 million
■ Forest products.....	42%.....	\$25 million
■ Transportation.....	7%.....	\$4 million
■ Other.....	6%.....	\$4 million

Jefferson County exports to Canada

2022	\$147 million
2021	\$138 million
2020	\$131 million
2019	\$138 million
2018	\$147 million
2017	\$131 million

Top Canadian-owned businesses operating in Jefferson County

- Birthright
- Brookfield Power
- Metalcraft Marine Us
- Ops Public Safety
- RBC
- Sisters Of Holy Cross
- Super Formula Products
- Superior Plus Energy Services
- TForce
- Trans World Ny Sub

April 2024

Trade Partnership: Goods exports (2023 data, 3/2024 release), services exports (2022 data, 12/2023 release) and jobs that depend on county goods and services exports, calculated figures, based on U.S. Census Bureau and U.S. Bureau of Economic Analysis data at state and national levels. **Dun & Bradstreet:** Canadian-owned businesses (12/2023 release).

KINGS COUNTY, NY & CANADA

1,100 people are employed at the 32 Canadian-owned businesses operating in Kings County, and an additional 3,250 jobs depend on goods and services exports to Canada

Kings County exports \$267 million in goods to Canada annually

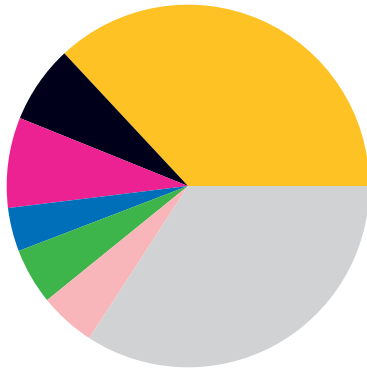
Top Kings County goods exports to Canada

■ Scrap Products.....	\$43 million
■ Preserves & Specialty Foods.....	\$20 million
■ Bakery & Tortilla Products.....	\$16 million
■ Apparel.....	\$14 million
■ Marine Products.....	\$12 million

Kings County exports \$291 million in services to Canada annually

Top Kings County services exports to Canada

Financial services.....	\$92 million
Travel (including for education).....	\$91 million
Charges for the use of intellectual property..	\$68 million
Business services.....	\$34 million
Telecommunications, computer & information services	\$4 million



Kings County goods exports to Canada by industry

■ Agriculture.....	37%.....	\$99 million
■ Apparel & textiles.....	7%.....	\$19 million
■ Chemicals.....	8%.....	\$20 million
■ Equipment & machinery.....	4%.....	\$10 million
■ Forest products.....	5%.....	\$15 million
■ Minerals & metals.....	5%.....	\$12 million
■ Other.....	34%.....	\$91 million

Kings County exports to Canada

2022	\$558 million
2021	\$446 million
2020	\$417 million
2019	\$545 million
2018	\$537 million
2017	\$502 million

Top Canadian-owned businesses operating in Kings County

- Akendi
- Aldo
- American Apparel
- B B Pallets
- Bedessee Imports
- Behold Control Equipment
- Birthright
- Blinds To Go
- Blue Man Group
- Charles H Greenthal Group

April 2024

Trade Partnership: Goods exports (2023 data, 3/2024 release), services exports (2022 data, 12/2023 release) and jobs that depend on county goods and services exports, calculated figures, based on U.S. Census Bureau and U.S. Bureau of Economic Analysis data at state and national levels. **Dun & Bradstreet:** Canadian-owned businesses (12/2023 release).

LEWIS COUNTY, NY & CANADA

300 jobs depend on goods and services exports to Canada

Lewis County exports **\$54 million** in goods to Canada annually

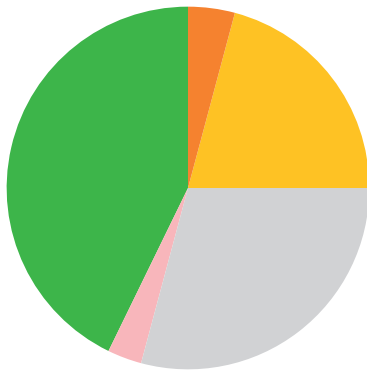
Top Lewis County goods exports to Canada

■ Pulp & Paperboard Mill Products.....	\$19 million
■ Oilseeds & Grains.....	\$3 million
■ Timber & Logs.....	\$3 million
■ Oil & Gas.....	\$2 million
■ Preserves & Specialty Foods.....	\$2 million

Lewis County exports **\$1 million** in services to Canada annually

Top Lewis County services exports to Canada

Travel (including for education).....	\$714,462
Charges for the use of intellectual property.....	\$315,654
Financial services.....	\$100,781
Business services.....	\$20,554
Maintenance & repair services.....	\$9,061



Lewis County goods exports to Canada by industry

■ Agriculture.....	21%.....	\$11 million
■ Energy.....	4%.....	\$2 million
■ Forest products.....	43%.....	\$23 million
■ Minerals & metals.....	3%.....	\$1 million
■ Other.....	29%.....	\$16 million

Lewis County exports to Canada

2022	\$55 million
2021	\$48 million
2020	\$40 million
2019	\$42 million
2018	\$45 million
2017	\$39 million

Top Canadian-owned businesses operating in Lewis County

- Fordis Us Energy
- Fortisus Energy Corporation
- Superior Plus Energy Services

LIVINGSTON COUNTY, NY & CANADA

50 people are employed at the 3 Canadian-owned businesses operating in Livingston County, and an additional 300 jobs depend on goods and services exports to Canada

Livingston County exports **\$43 million** in goods to Canada annually

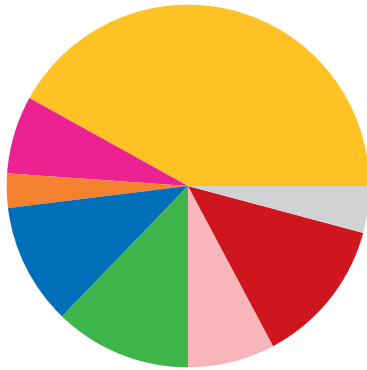
Top Livingston County goods exports to Canada

■ Preserves & Specialty Foods.....	\$8 million
■ Oilseeds & Grains.....	\$4 million
■ Motor Vehicle Parts.....	\$3 million
■ Converted Paper Products.....	\$2 million
■ Printed Matter & Related Products.....	\$1 million

Livingston County exports **\$5 million** in services to Canada annually

Top Livingston County services exports to Canada

Travel (including for education).....	\$3 million
Financial services.....	\$778,948
Business services.....	\$638,082
Charges for the use of intellectual property.....	\$317,148
Maintenance & repair services.....	\$50,647



Livingston County goods exports to Canada by industry

■ Agriculture.....	42%.....	\$18 million
■ Chemicals.....	7%.....	\$3 million
■ Energy.....	3%.....	\$1 million
■ Equipment & machinery.....	11%.....	\$5 million
■ Forest products.....	12%.....	\$5 million
■ Minerals & metals.....	8%.....	\$3 million
■ Transportation.....	13%.....	\$6 million
■ Other.....	4%.....	\$2 million

Livingston County exports to Canada

2022	\$48 million
2021	\$42 million
2020	\$40 million
2019	\$51 million
2018	\$53 million
2017	\$53 million

Top Canadian-owned businesses operating in Livingston County

- Burnwell Gas
- Nutrien Ag Solutions
- Tim Hortons

MADISON COUNTY, NY & CANADA

50 people are employed at the Canadian-owned business operating in Madison County, and an additional 600 jobs depend on goods and services exports to Canada

Madison County exports \$108 million in goods to Canada annually

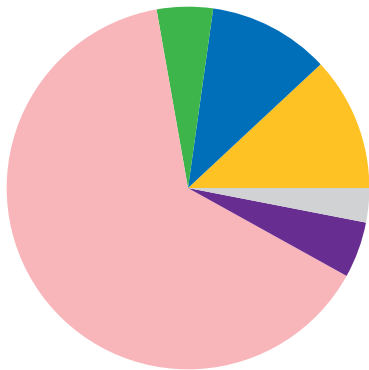
Top Madison County goods exports to Canada

Iron, Steel & Ferroalloys.....	\$24 million
Aluminum.....	\$22 million
Nonferrous Metal Products.....	\$20 million
Plastics Products.....	\$6 million
Oilseeds & Grains.....	\$4 million

Madison County exports \$7 million in services to Canada annually

Top Madison County services exports to Canada

Travel (including for education).....	\$4 million
Financial services.....	\$2 million
Business services.....	\$502,002
Charges for the use of intellectual property.....	\$380,370
Insurance services.....	\$139,227



Madison County goods exports to Canada by industry

Agriculture.....	12%.....	\$13 million
Equipment & machinery.....	11%.....	\$11 million
Forest products.....	5%.....	\$5 million
Minerals & metals.....	64%.....	\$68 million
Plastics & rubbers.....	5%.....	\$6 million
Other.....	3%.....	\$3 million

Madison County exports to Canada

2022	\$115 million
2021	\$111 million
2020	\$99 million
2019	\$93 million
2018	\$84 million
2017	\$84 million

MONROE COUNTY, NY & CANADA

4,500 people are employed at the 78 Canadian-owned businesses operating in Monroe County, and an additional 4,450 jobs depend on goods and services exports to Canada

Monroe County exports \$698 million in goods to Canada annually

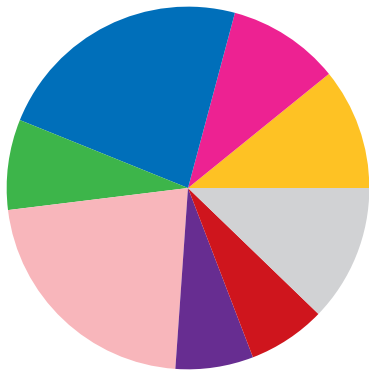
Top Monroe County goods exports to Canada

■ Nonferrous Metal Products.....	\$100 million
■ Comm. & Serv. Industry Machinery.....	\$49 million
■ Plastics Products.....	\$49 million
■ Communications Equipment.....	\$44 million
■ Converted Paper Products.....	\$34 million

Monroe County exports \$142 million in services to Canada annually

Top Monroe County services exports to Canada

Travel (including for education).....	\$40 million
Business services.....	\$31 million
Financial services.....	\$23 million
Charges for the use of intellectual property..	\$23 million
Insurance services.....	\$20 million



Monroe County goods exports to Canada by industry

■ Agriculture.....	11%.....	\$78 million
■ Chemicals.....	10%.....	\$72 million
■ Equipment & machinery.....	23%.....	\$162 million
■ Forest products.....	8%.....	\$58 million
■ Minerals & metals.....	22%.....	\$151 million
■ Plastics & rubbers.....	7%.....	\$50 million
■ Transportation.....	7%.....	\$52 million
■ Other.....	12%.....	\$84 million

Monroe County exports to Canada

2022	\$841 million
2021	\$780 million
2020	\$727 million
2019	\$723 million
2018	\$751 million
2017	\$724 million

Top Canadian-owned businesses operating in Monroe County

- 3D Cellular
- Abundant Solar Power
- Allegheny & Eastern Railroad
- Angiotech
- ANR Pipeline
- Argus Transport USA
- Basilian Fathers
- Bausch + Lomb
- Bausch Health
- Birthright

April 2024

Trade Partnership: Goods exports (2023 data, 3/2024 release), services exports (2022 data, 12/2023 release) and jobs that depend on county goods and services exports, calculated figures, based on U.S. Census Bureau and U.S. Bureau of Economic Analysis data at state and national levels. **Dun & Bradstreet:** Canadian-owned businesses (12/2023 release).

MONTGOMERY COUNTY, NY & CANADA

400 jobs depend on goods and services exports to Canada

Montgomery County exports **\$64 million** in goods to Canada annually

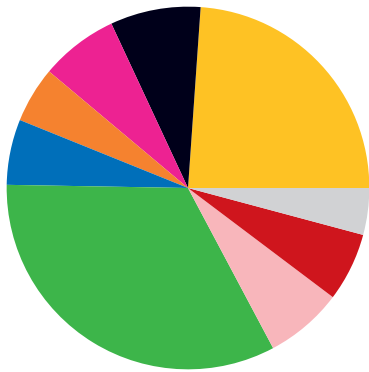
Top Montgomery County goods exports to Canada

■ Converted Paper Products.....	\$6 million
■ Printed Matter & Related Products.....	\$6 million
■ Pulp & Paperboard Mill Products.....	\$5 million
■ Oilseeds & Grains.....	\$4 million
■ Meat Products.....	\$3 million

Montgomery County exports **\$3 million** in services to Canada annually

Top Montgomery County services exports to Canada

Charges for the use of intellectual property....	\$2 million
Travel (including for education).....	\$890,306
Financial services.....	\$843,990
Business services.....	\$131,288
Insurance services.....	\$44,261



Montgomery County goods exports to Canada by industry

■ Agriculture.....	24%.....	\$15 million
■ Apparel & textiles.....	8%.....	\$5 million
■ Chemicals.....	7%.....	\$4 million
■ Energy.....	5%.....	\$3 million
■ Equipment & machinery.....	6%.....	\$4 million
■ Forest products.....	33%.....	\$21 million
■ Minerals & metals.....	7%.....	\$4 million
■ Transportation.....	6%.....	\$4 million
■ Other.....	4%.....	\$3 million

Montgomery County exports to Canada

2022	\$67 million
2021	\$58 million
2020	\$52 million
2019	\$61 million
2018	\$61 million
2017	\$58 million

Top Canadian-owned businesses operating in Montgomery County

- Birthright
- Cars Collision Center
- Superior Plus Energy Services

NASSAU COUNTY, NY & CANADA

1,200 people are employed at the 40 Canadian-owned businesses operating in Nassau County, and an additional 3,100 jobs depend on goods and services exports to Canada

Nassau County exports \$234 million in goods to Canada annually

Top Nassau County goods exports to Canada

■ Scrap Products.....	\$37 million
■ Aerospace Products & Parts.....	\$20 million
■ Sugar & Confectionery Products.....	\$18 million
■ Audio & Video Equipment.....	\$14 million
■ Printed Matter & Related Products.....	\$9 million

Nassau County exports \$320 million in services to Canada annually

Top Nassau County services exports to Canada

Travel (including for education).....	\$89 million
Business services.....	\$74 million
Financial services.....	\$73 million
Insurance services.....	\$49 million
Charges for the use of intellectual property..	\$22 million



Nassau County goods exports to Canada by industry

■ Agriculture.....	19%.....	\$44 million
■ Equipment & machinery.....	30%.....	\$70 million
■ Forest products.....	5%.....	\$12 million
■ Minerals & metals.....	8%.....	\$18 million
■ Transportation.....	8%.....	\$20 million
■ Other.....	30%.....	\$70 million

Nassau County exports to Canada

2022	\$555 million
2021	\$442 million
2020	\$420 million
2019	\$520 million
2018	\$498 million
2017	\$486 million

Top Canadian-owned businesses operating in Nassau County

- Airtime Express
- Aldo
- Allanson
- American Apparel
- Andrews International
- Apple
- Apple & Eve
- Aritzia
- Baass Business Solutions
- Bausch + Lomb

April 2024

Trade Partnership: Goods exports (2023 data, 3/2024 release), services exports (2022 data, 12/2023 release) and jobs that depend on county goods and services exports, calculated figures, based on U.S. Census Bureau and U.S. Bureau of Economic Analysis data at state and national levels. **Dun & Bradstreet:** Canadian-owned businesses (12/2023 release).

NEW YORK COUNTY, NY & CANADA

30,150 people are employed at the 358 Canadian-owned businesses operating in New York County, and an additional 31,550 jobs depend on goods and services exports to Canada

New York County exports \$460 million in goods to Canada annually

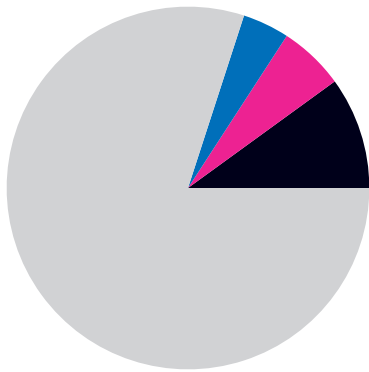
Top New York County goods exports to Canada

■ Scrap Products.....	\$342 million
■ Apparel.....	\$41 million
■ Paints, Coatings & Adhesives.....	\$21 million
■ Audio & Video Equipment.....	\$9 million
■ Magnetic & Optical Media.....	\$8 million

New York County exports \$6.7 billion in services to Canada annually

Top New York County services exports to Canada

Business services.....	\$2.4 billion
Financial services.....	\$2.3 billion
Charges for the use of intellectual property..	\$1.0 billion
Telecommunications, computer & information services	\$497 million
Travel (including for education).....	\$464 million



New York County goods exports to Canada by industry

■ Apparel & textiles.....	10%.....	\$47 million
■ Chemicals.....	6%.....	\$26 million
■ Equipment & machinery.....	4%.....	\$17 million
■ Other.....	80%.....	\$368 million

New York County exports to Canada

2022	\$7.2 billion
2021	\$6.9 billion
2020	\$5.8 billion
2019	\$6.2 billion
2018	\$6.2 billion
2017	\$5.8 billion

Top Canadian-owned businesses operating in New York County

- 210 West 89Th Street
- 333 South Hope
- 777 Tower Mezzanine
- 8995 Collins
- A R Schmeidler &
- Aai Architects Pc
- Ab Co-Investment
- Abp Co-Investment
- Acreage Holdings
- ADF Group

April 2024

Trade Partnership: Goods exports (2023 data, 3/2024 release), services exports (2022 data, 12/2023 release) and jobs that depend on county goods and services exports, calculated figures, based on U.S. Census Bureau and U.S. Bureau of Economic Analysis data at state and national levels. **Dun & Bradstreet:** Canadian-owned businesses (12/2023 release).

NIAGARA COUNTY, NY & CANADA

1,950 people are employed at the 50 Canadian-owned businesses operating in Niagara County, and an additional 1,500 jobs depend on goods and services exports to Canada

Niagara County exports **\$278 million** in goods to Canada annually

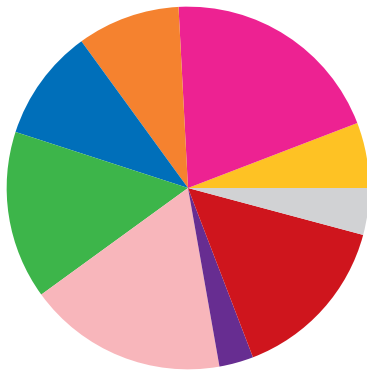
Top Niagara County goods exports to Canada

Basic Chemicals.....	\$48 million
Pulp & Paperboard Mill Products.....	\$28 million
Iron, Steel & Ferroalloys.....	\$27 million
Petroleum & Coal Products.....	\$24 million
Motor Vehicle Parts.....	\$24 million

Niagara County exports **\$28 million** in services to Canada annually

Top Niagara County services exports to Canada

Travel (including for education).....	\$14 million
Financial services.....	\$10 million
Business services.....	\$2 million
Charges for the use of intellectual property....	\$2 million
Telecommunications, computer & information services	\$184,322



Niagara County goods exports to Canada by industry

Agriculture.....	6%.....	\$16 million
Chemicals.....	20%.....	\$54 million
Energy.....	9%.....	\$25 million
Equipment & machinery.....	10%.....	\$27 million
Forest products.....	15%.....	\$42 million
Minerals & metals.....	18%.....	\$51 million
Plastics & rubbers.....	3%.....	\$9 million
Transportation.....	15%.....	\$41 million
Other.....	4%.....	\$11 million

Niagara County exports to Canada

2022	\$307 million
2021	\$272 million
2020	\$232 million
2019	\$285 million
2018	\$312 million
2017	\$295 million

Top Canadian-owned businesses operating in Niagara County

- 819 Virginia
- ABEL Software
- Advantage Hamilton Travel Niagara
- Alta Group
- Altera Digital Health
- Armstrong Pumps
- Blower Engineering
- Butler Industries
- Cascades
- Centre De Conformite Icc

April 2024

Trade Partnership: Goods exports (2023 data, 3/2024 release), services exports (2022 data, 12/2023 release) and jobs that depend on county goods and services exports, calculated figures, based on U.S. Census Bureau and U.S. Bureau of Economic Analysis data at state and national levels. **Dun & Bradstreet:** Canadian-owned businesses (12/2023 release).

ONEIDA COUNTY, NY & CANADA

450 people are employed at the 12 Canadian-owned businesses operating in Oneida County, and an additional 4,800 jobs depend on goods and services exports to Canada

Oneida County exports **\$1.0 billion** in goods to Canada annually

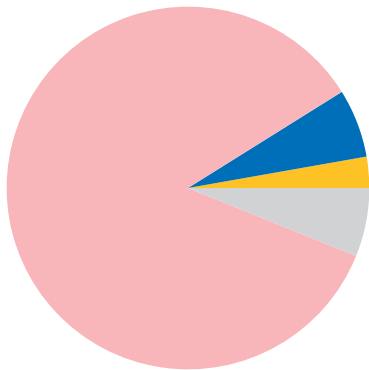
Top Oneida County goods exports to Canada

■ Nonferrous Metal Products.....	\$604 million
■ Aluminum.....	\$214 million
■ Iron, Steel & Ferroalloys.....	\$22 million
■ Electrical Equipment & Components.....	\$15 million
■ Petroleum & Coal Products.....	\$13 million

Oneida County exports **\$61 million** in services to Canada annually

Top Oneida County services exports to Canada

Financial services.....	\$33 million
Travel (including for education).....	\$12 million
Insurance services.....	\$11 million
Charges for the use of intellectual property....	\$4 million
Business services.....	\$2 million



Oneida County goods exports to Canada by industry

■ Agriculture.....	3%.....	\$34 million
■ Equipment & machinery.....	6%.....	\$55 million
■ Minerals & metals.....	85%.....	\$849 million
■ Other.....	6%.....	\$60 million

Oneida County exports to Canada

2022	\$1.1 billion
2021	\$1.1 billion
2020	\$937 million
2019	\$564 million
2018	\$583 million
2017	\$423 million

Top Canadian-owned businesses operating in Oneida County

- Birthright
- Cars Collision Center
- CIBC
- E M I
- Ecr International
- MedMen
- MWH Americas
- Premier Salons
- Superior Plus Energy Services
- Swish Maintenance

April 2024

Trade Partnership: Goods exports (2023 data, 3/2024 release), services exports (2022 data, 12/2023 release) and jobs that depend on county goods and services exports, calculated figures, based on U.S. Census Bureau and U.S. Bureau of Economic Analysis data at state and national levels. **Dun & Bradstreet:** Canadian-owned businesses (12/2023 release).

ONONDAGA COUNTY, NY & CANADA

600 people are employed at the 39 Canadian-owned businesses operating in Onondaga County, and an additional 2,700 jobs depend on goods and services exports to Canada

Onondaga County exports **\$380 million** in goods to Canada annually

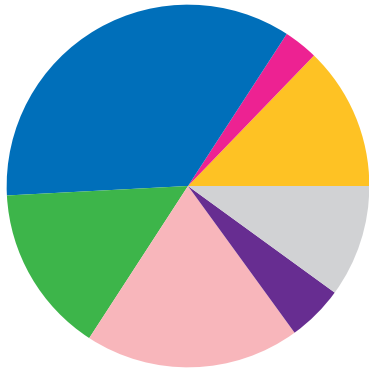
Top Onondaga County goods exports to Canada

■ Iron, Steel & Ferroalloys.....	\$49 million
■ Converted Paper Products.....	\$28 million
■ Navigational & Meas. Instruments.....	\$26 million
■ Medical Equipment & Supplies.....	\$22 million
■ HVAC & Refrigeration Equipment.....	\$21 million

Onondaga County exports **\$112 million** in services to Canada annually

Top Onondaga County services exports to Canada

Travel (including for education).....	\$37 million
Financial services.....	\$25 million
Business services.....	\$16 million
Insurance services.....	\$15 million
Charges for the use of intellectual property..	\$10 million



Onondaga County goods exports to Canada by industry

■ Agriculture.....	13%.....	\$49 million
■ Chemicals.....	3%.....	\$12 million
■ Equipment & machinery.....	35%.....	\$132 million
■ Forest products.....	15%.....	\$59 million
■ Minerals & metals.....	19%.....	\$72 million
■ Plastics & rubbers.....	5%.....	\$17 million
■ Other.....	10%.....	\$38 million

Onondaga County exports to Canada

2022	\$493 million
2021	\$425 million
2020	\$382 million
2019	\$423 million
2018	\$406 million
2017	\$382 million

Top Canadian-owned businesses operating in Onondaga County

- Abell Pest Control
- Ahearn & Soper
- Aldo
- Birthright
- Black & McDonald
- Brookfield Power
- Buffalo & Pittsburgh Railroad
- Cars Collision Center
- Cavalier Transportation Svcs
- Chemtrade

April 2024

Trade Partnership: Goods exports (2023 data, 3/2024 release), services exports (2022 data, 12/2023 release) and jobs that depend on county goods and services exports, calculated figures, based on U.S. Census Bureau and U.S. Bureau of Economic Analysis data at state and national levels. **Dun & Bradstreet:** Canadian-owned businesses (12/2023 release).

ONTARIO COUNTY, NY & CANADA

250 people are employed at the 15 Canadian-owned businesses operating in Ontario County, and an additional 1,200 jobs depend on goods and services exports to Canada

Ontario County exports **\$180 million** in goods to Canada annually

Top Ontario County goods exports to Canada

Plastics Products.....	\$17 million
Clay & Refractory Products.....	\$12 million
Scrap Products.....	\$7 million
Preserves & Specialty Foods.....	\$7 million
Beverages.....	\$6 million

Ontario County exports **\$22 million** in services to Canada annually

Top Ontario County services exports to Canada

Travel (including for education).....	\$11 million
Financial services.....	\$7 million
Charges for the use of intellectual property....	\$2 million
Business services.....	\$1 million
Telecommunications, computer & information services	\$1 million



Ontario County goods exports to Canada by industry

Agriculture.....	15%.....	\$26 million
Chemicals.....	8%.....	\$15 million
Energy.....	3%.....	\$6 million
Equipment & machinery.....	15%.....	\$28 million
Forest products.....	3%.....	\$5 million
Minerals & metals.....	13%.....	\$23 million
Plastics & rubbers.....	10%.....	\$17 million
Other.....	33%.....	\$59 million

Ontario County exports to Canada

2022	\$202 million
2021	\$174 million
2020	\$163 million
2019	\$176 million
2018	\$176 million
2017	\$162 million

Top Canadian-owned businesses operating in Ontario County

- Aldo
- Biorem Environmental
- Birthright
- Carestream Health
- Dayton Superior
- First American Equipment
- Gerber Collision & Glass
- Green Lea Sales
- Ics Telecom
- Kirtas

April 2024

Trade Partnership: Goods exports (2023 data, 3/2024 release), services exports (2022 data, 12/2023 release) and jobs that depend on county goods and services exports, calculated figures, based on U.S. Census Bureau and U.S. Bureau of Economic Analysis data at state and national levels. **Dun & Bradstreet:** Canadian-owned businesses (12/2023 release).

ORANGE COUNTY, NY & CANADA

950 people are employed at the 22 Canadian-owned businesses operating in Orange County, and an additional 2,750 jobs depend on goods and services exports to Canada

Orange County exports **\$523 million** in goods to Canada annually

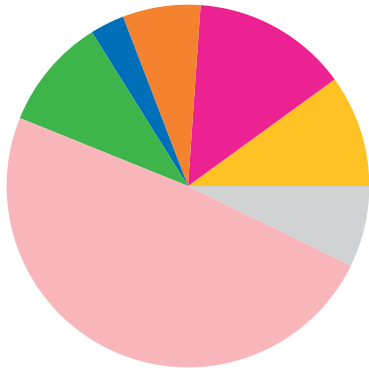
Top Orange County goods exports to Canada

■ Nonferrous Metal Products.....	\$141 million
■ Aluminum.....	\$54 million
■ Soaps, Cleaning Agents & Toiletries.....	\$53 million
■ Oil & Gas.....	\$30 million
■ Converted Paper Products.....	\$23 million

Orange County exports **\$48 million** in services to Canada annually

Top Orange County services exports to Canada

Travel (including for education).....	\$20 million
Business services.....	\$11 million
Financial services.....	\$8 million
Charges for the use of intellectual property....	\$7 million
Insurance services.....	\$3 million



Orange County goods exports to Canada by industry

■ Agriculture.....	10%.....	\$53 million
■ Chemicals.....	14%.....	\$73 million
■ Energy.....	7%.....	\$35 million
■ Equipment & machinery.....	3%.....	\$13 million
■ Forest products.....	10%.....	\$52 million
■ Minerals & metals.....	49%.....	\$256 million
■ Other.....	7%.....	\$37 million

Orange County exports to Canada

2022	\$571 million
2021	\$540 million
2020	\$472 million
2019	\$398 million
2018	\$435 million
2017	\$331 million

Top Canadian-owned businesses operating in Orange County

- Aldo
- Aritzia
- Barrett Marketing Group
- Birthright
- Central Hudson Energy Group
- Central Hudson Gas & Electric
- Colliers International
- Columbia Energy
- County Waste & Recycl Svc
- Genpak

April 2024

Trade Partnership: Goods exports (2023 data, 3/2024 release), services exports (2022 data, 12/2023 release) and jobs that depend on county goods and services exports, calculated figures, based on U.S. Census Bureau and U.S. Bureau of Economic Analysis data at state and national levels. **Dun & Bradstreet:** Canadian-owned businesses (12/2023 release).

ORLEANS COUNTY, NY & CANADA

100 people are employed at the 4 Canadian-owned businesses operating in Orleans County, and an additional 250 jobs depend on goods and services exports to Canada

Orleans County exports **\$40 million** in goods to Canada annually

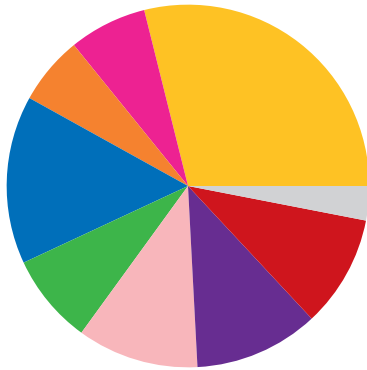
Top Orleans County goods exports to Canada

Plastics Products.....	\$4 million
Navigational & Meas. Instruments.....	\$4 million
Fruits & Tree Nuts.....	\$3 million
Oilseeds & Grains.....	\$2 million
Nonferrous Metal Products.....	\$2 million

Orleans County exports **\$2 million** in services to Canada annually

Top Orleans County services exports to Canada

Travel (including for education).....	\$1 million
Insurance services.....	\$649,876
Financial services.....	\$288,986
Charges for the use of intellectual property.....	\$229,597
Business services.....	\$65,662



Orleans County goods exports to Canada by industry

Agriculture.....	29%.....	\$12 million
Chemicals.....	7%.....	\$3 million
Energy.....	6%.....	\$2 million
Equipment & machinery.....	15%.....	\$6 million
Forest products.....	8%.....	\$3 million
Minerals & metals.....	11%.....	\$5 million
Plastics & rubbers.....	11%.....	\$4 million
Transportation.....	10%.....	\$4 million
Other.....	3%.....	\$1 million

Orleans County exports to Canada

2022	\$43 million
2021	\$38 million
2020	\$35 million
2019	\$39 million
2018	\$43 million
2017	\$43 million

Top Canadian-owned businesses operating in Orleans County

- Freeze-Dry Foods
- Hinspergers Poly Industries
- Nutrien Ag Solutions
- Superior Plus Energy Services

OSWEGO COUNTY, NY & CANADA

1,850 jobs depend on goods and services exports to Canada

Oswego County
exports \$375 million
 in goods to Canada annually

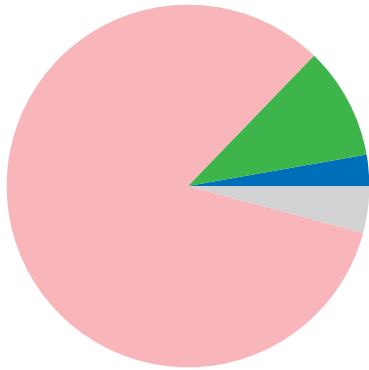
Top Oswego County goods exports to Canada

Aluminum.....	\$159 million
Nonferrous Metal Products.....	\$142 million
Converted Paper Products.....	\$19 million
Pulp & Paperboard Mill Products.....	\$17 million
Boilers, Tanks & Containers.....	\$6 million

Oswego County
exports \$11 million
 in services to Canada annually

Top Oswego County services exports to Canada

Travel (including for education).....	\$5 million
Financial services.....	\$3 million
Transport.....	\$2 million
Charges for the use of intellectual property.....	\$537,000
Business services.....	\$152,093



Oswego County goods exports to Canada by industry

Equipment & machinery.....	3%.....	\$11 million
Forest products.....	10%.....	\$38 million
Minerals & metals.....	83%.....	\$310 million
Other.....	4%.....	\$15 million

Oswego County exports to Canada

2022	\$387 million
2021	\$386 million
2020	\$334 million
2019	\$243 million
2018	\$400 million
2017	\$347 million

Top Canadian-owned businesses operating in Oswego County

- Sprague
- Stokes Seed
- Trans World Ny Sub

OTSEGO COUNTY, NY & CANADA

250 jobs depend on goods and services exports to Canada

Otsego County exports **\$31 million** in goods to Canada annually

Top Otsego County goods exports to Canada

■ Plastics Products.....	\$4 million
■ Oilseeds & Grains.....	\$3 million
■ Pulp & Paperboard Mill Products.....	\$3 million
■ Converted Paper Products.....	\$2 million
■ Animal Foods.....	\$2 million

Otsego County exports **\$8 million** in services to Canada annually

Top Otsego County services exports to Canada

Travel (including for education).....	\$4 million
Insurance services.....	\$2 million
Financial services.....	\$2 million
Charges for the use of intellectual property.....	\$334,632
Business services.....	\$331,491



Otsego County goods exports to Canada by industry

■ Agriculture.....	45%.....	\$14 million
■ Equipment & machinery.....	10%.....	\$3 million
■ Forest products.....	24%.....	\$8 million
■ Plastics & rubbers.....	12%.....	\$4 million
■ Transportation.....	3%.....	\$864,801
■ Other.....	6%.....	\$2 million

Otsego County exports to Canada

2022	\$40 million
2021	\$32 million
2020	\$29 million
2019	\$37 million
2018	\$36 million
2017	\$35 million

April 2024

Trade Partnership: Goods exports (2023 data, 3/2024 release), services exports (2022 data, 12/2023 release) and jobs that depend on county goods and services exports, calculated figures, based on U.S. Census Bureau and U.S. Bureau of Economic Analysis data at state and national levels. **Dun & Bradstreet:** Canadian-owned businesses (12/2023 release).

PUTNAM COUNTY, NY & CANADA

350 jobs depend on goods and services exports to Canada

Putnam County exports \$67 million in goods to Canada annually

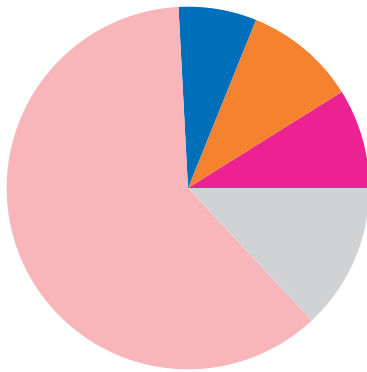
Top Putnam County goods exports to Canada

■ Nonferrous Metal Products.....	\$18 million
■ Aluminum.....	\$15 million
■ Petroleum & Coal Products.....	\$6 million
■ Iron, Steel & Ferroalloys.....	\$3 million
■ Scrap Products.....	\$3 million

Putnam County exports \$9 million in services to Canada annually

Top Putnam County services exports to Canada

Travel (including for education).....	\$3 million
Financial services.....	\$2 million
Business services.....	\$2 million
Charges for the use of intellectual property.....	\$722,223
Insurance services.....	\$380,668



Putnam County goods exports to Canada by industry

■ Chemicals.....	9%.....	\$6 million
■ Energy.....	10%.....	\$7 million
■ Equipment & machinery.....	7%.....	\$4 million
■ Minerals & metals.....	61%.....	\$40 million
■ Other.....	13%.....	\$9 million

Putnam County exports to Canada

2022	\$76 million
2021	\$71 million
2020	\$62 million
2019	\$56 million
2018	\$58 million
2017	\$48 million

Top Canadian-owned businesses operating in Putnam County

- Algonquin Gas Transmission
- Glass America
- TD Bank NA
- Unilock

QUEENS COUNTY, NY & CANADA

1,200 people are employed at the 32 Canadian-owned businesses operating in Queens County, and an additional 3,850 jobs depend on goods and services exports to Canada

Queens County exports \$297 million in goods to Canada annually

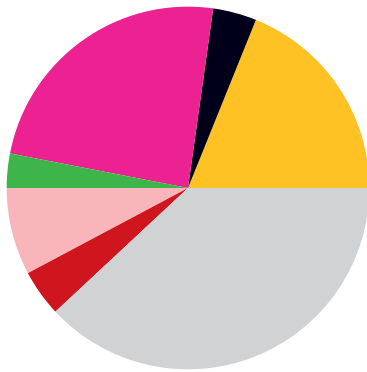
Top Queens County goods exports to Canada

■ Soaps, Cleaning Agents & Toiletries.....	\$67 million
■ Scrap Products.....	\$39 million
■ Meat Products.....	\$15 million
■ Clay & Refractory Products.....	\$14 million
■ Bakery & Tortilla Products.....	\$11 million

Queens County exports \$404 million in services to Canada annually

Top Queens County services exports to Canada

Transport.....	\$186 million
Travel (including for education).....	\$92 million
Financial services.....	\$71 million
Business services.....	\$31 million
Charges for the use of intellectual property..	\$14 million



Queens County goods exports to Canada by industry

■ Agriculture.....	19%.....	\$56 million
■ Apparel & textiles.....	4%.....	\$12 million
■ Chemicals.....	24%.....	\$72 million
■ Forest products.....	3%.....	\$8 million
■ Minerals & metals.....	8%.....	\$23 million
■ Transportation.....	4%.....	\$11 million
■ Other.....	38%.....	\$113 million

Queens County exports to Canada

2022	\$701 million
2021	\$548 million
2020	\$606 million
2019	\$924 million
2018	\$862 million
2017	\$858 million

Top Canadian-owned businesses operating in Queens County

- Air Canada
- Aldo
- Arrow Solutions
- Bank of Nova Scotia
- Blinds To Go
- BMO Harris Bank
- Carlin Equities
- Cascades
- CGL Group
- Cross River Fiber

April 2024

Trade Partnership: Goods exports (2023 data, 3/2024 release), services exports (2022 data, 12/2023 release) and jobs that depend on county goods and services exports, calculated figures, based on U.S. Census Bureau and U.S. Bureau of Economic Analysis data at state and national levels. **Dun & Bradstreet:** Canadian-owned businesses (12/2023 release).

RENSELAER COUNTY, NY & CANADA

250 people are employed at the 6 Canadian-owned businesses operating in Rensselaer County, and an additional 750 jobs depend on goods and services exports to Canada

Rensselaer County exports **\$130 million** in goods to Canada annually

Top Rensselaer County goods exports to Canada

■ Pulp & Paperboard Mill Products.....	\$25 million
■ Pharmaceuticals & Medicines.....	\$23 million
■ Oil & Gas.....	\$23 million
■ Soaps, Cleaning Agents & Toiletries.....	\$9 million
■ Sawmill & Wood Products.....	\$4 million

Rensselaer County exports **\$19 million** in services to Canada annually

Top Rensselaer County services exports to Canada

Travel (including for education).....	\$8 million
Charges for the use of intellectual property....	\$4 million
Business services.....	\$2 million
Insurance services.....	\$2 million
Telecommunications, computer & information services	\$1 million



Rensselaer County goods exports to Canada by industry

■ Agriculture.....	9%.....	\$12 million
■ Chemicals.....	25%.....	\$33 million
■ Energy.....	17%.....	\$23 million
■ Equipment & machinery.....	7%.....	\$10 million
■ Forest products.....	27%.....	\$35 million
■ Minerals & metals.....	5%.....	\$7 million
■ Transportation.....	5%.....	\$7 million
■ Other.....	5%.....	\$7 million

Rensselaer County exports to Canada

2022	\$150 million
2021	\$121 million
2020	\$109 million
2019	\$107 million
2018	\$112 million
2017	\$95 million

Top Canadian-owned businesses operating in Rensselaer County

- Cascades
- Glass America
- KW Mission Critical Engineering
- Sprague
- TD Bank NA
- WSP USA

RICHMOND COUNTY, NY & CANADA

250 people are employed at the 9 Canadian-owned businesses operating in Richmond County, and an additional 350 jobs depend on goods and services exports to Canada

Richmond County exports \$28 million in goods to Canada annually

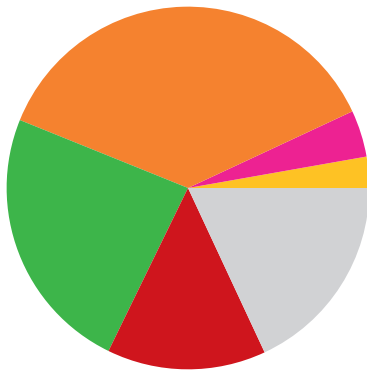
Top Richmond County goods exports to Canada

■ Petroleum & Coal Products.....	\$10 million
■ Converted Paper Products.....	\$7 million
■ Scrap Products.....	\$3 million
■ Ships & Boats.....	\$3 million
■ Soaps, Cleaning Agents & Toiletries.....	\$1 million

Richmond County exports \$42 million in services to Canada annually

Top Richmond County services exports to Canada

Financial services.....	\$15 million
Travel (including for education).....	\$14 million
Business services.....	\$5 million
Charges for the use of intellectual property....	\$3 million
Telecommunications, computer & information services	\$2 million



Richmond County goods exports to Canada by industry

■ Agriculture.....	3%.....	\$747,177
■ Chemicals.....	4%.....	\$1 million
■ Energy.....	37%.....	\$10 million
■ Forest products.....	24%.....	\$7 million
■ Transportation.....	14%.....	\$4 million
■ Other.....	18%.....	\$5 million

Richmond County exports to Canada

2022	\$69 million
2021	\$51 million
2020	\$45 million
2019	\$58 million
2018	\$52 million
2017	\$50 million

Top Canadian-owned businesses operating in Richmond County

- Aldo
- Ardene Usa
- Blinds To Go
- Elron Software
- GRG USA
- Nyc Auto Terminal
- Sakkio Japan
- TD Bank NA
- Trans World Ny Sub

April 2024

Trade Partnership: Goods exports (2023 data, 3/2024 release), services exports (2022 data, 12/2023 release) and jobs that depend on county goods and services exports, calculated figures, based on U.S. Census Bureau and U.S. Bureau of Economic Analysis data at state and national levels. **Dun & Bradstreet:** Canadian-owned businesses (12/2023 release).

ROCKLAND COUNTY, NY & CANADA

150 people are employed at the 11 Canadian-owned businesses operating in Rockland County, and an additional 1,350 jobs depend on goods and services exports to Canada

Rockland County exports **\$228 million** in goods to Canada annually

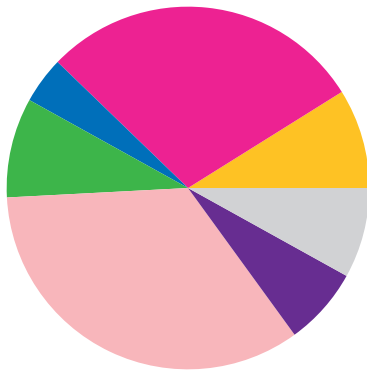
Top Rockland County goods exports to Canada

■ Nonferrous Metal Products.....	\$43 million
■ Soaps, Cleaning Agents & Toiletries.....	\$37 million
■ Aluminum.....	\$33 million
■ Pharmaceuticals & Medicines.....	\$23 million
■ Converted Paper Products.....	\$16 million

Rockland County exports **\$53 million** in services to Canada annually

Top Rockland County services exports to Canada

Business services.....	\$30 million
Travel (including for education).....	\$10 million
Charges for the use of intellectual property....	\$5 million
Financial services.....	\$5 million
Insurance services.....	\$1 million



Rockland County goods exports to Canada by industry

■ Agriculture.....	9%.....	\$19 million
■ Chemicals.....	29%.....	\$66 million
■ Equipment & machinery.....	4%.....	\$9 million
■ Forest products.....	9%.....	\$21 million
■ Minerals & metals.....	34%.....	\$77 million
■ Plastics & rubbers.....	7%.....	\$16 million
■ Other.....	8%.....	\$18 million

Rockland County exports to Canada

2022	\$280 million
2021	\$248 million
2020	\$221 million
2019	\$206 million
2018	\$202 million
2017	\$179 million

Top Canadian-owned businesses operating in Rockland County

- Aldo
- Algonquin Gas Transmission
- Arco Wentworth Management
- Birthright
- Blinds To Go
- GRG USA
- Mac's Convenience Stores
- Millennium Pipeline
- Seneca Meadows Landfill
- TD Bank NA

April 2024

Trade Partnership: Goods exports (2023 data, 3/2024 release), services exports (2022 data, 12/2023 release) and jobs that depend on county goods and services exports, calculated figures, based on U.S. Census Bureau and U.S. Bureau of Economic Analysis data at state and national levels. **Dun & Bradstreet:** Canadian-owned businesses (12/2023 release).

SARATOGA COUNTY, NY & CANADA

5,150 people are employed at the 22 Canadian-owned businesses operating in Saratoga County, and an additional 1,250 jobs depend on goods and services exports to Canada

Saratoga County exports \$213 million in goods to Canada annually

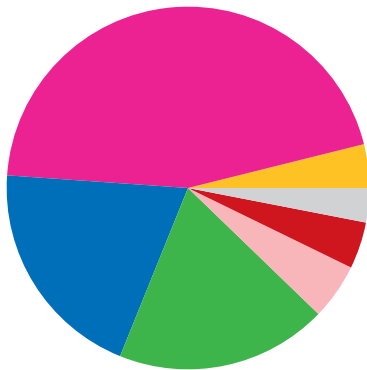
Top Saratoga County goods exports to Canada

■ Soaps, Cleaning Agents & Toiletries.....	\$32 million
■ Resins & Synthetic Fibers.....	\$31 million
■ Semiconductors & Components.....	\$29 million
■ Pulp & Paperboard Mill Products.....	\$24 million
■ Paints, Coatings & Adhesives.....	\$11 million

Saratoga County exports \$60 million in services to Canada annually

Top Saratoga County services exports to Canada

Financial services.....	\$24 million
Travel (including for education).....	\$20 million
Charges for the use of intellectual property....	\$6 million
Business services.....	\$6 million
Insurance services.....	\$4 million



Saratoga County goods exports to Canada by industry

■ Agriculture.....	4%.....	\$9 million
■ Chemicals.....	45%.....	\$95 million
■ Equipment & machinery.....	20%.....	\$42 million
■ Forest products.....	19%.....	\$40 million
■ Minerals & metals.....	5%.....	\$10 million
■ Transportation.....	4%.....	\$9 million
■ Other.....	3%.....	\$6 million

Saratoga County exports to Canada

2022	\$274 million
2021	\$237 million
2020	\$214 million
2019	\$243 million
2018	\$250 million
2017	\$221 million

Top Canadian-owned businesses operating in Saratoga County

- 27102009 Usa
- Birthright
- Blinds To Go
- Boralex Industries
- Canadian Pacific Railway
- Cascades
- Clifton Organics
- Community Insurance Agencies
- Coresense
- County Waste & Recycl Svc

April 2024

Trade Partnership: Goods exports (2023 data, 3/2024 release), services exports (2022 data, 12/2023 release) and jobs that depend on county goods and services exports, calculated figures, based on U.S. Census Bureau and U.S. Bureau of Economic Analysis data at state and national levels. **Dun & Bradstreet:** Canadian-owned businesses (12/2023 release).

SCHENECTADY COUNTY, NY & CANADA

300 people are employed at the 13 Canadian-owned businesses operating in Schenectady County, and an additional 800 jobs depend on goods and services exports to Canada

Schenectady County exports \$158 million in goods to Canada annually

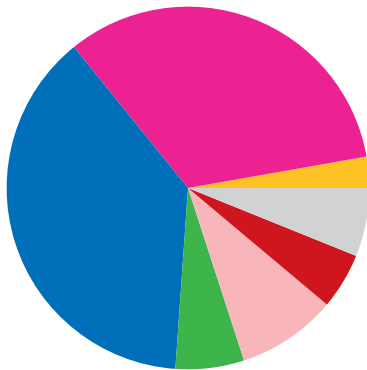
Top Schenectady County goods exports to Canada

■ Resins & Synthetic Fibers.....	\$50 million
■ Engines & Turbines.....	\$50 million
■ Converted Paper Products.....	\$8 million
■ Aluminum.....	\$6 million
■ Nonferrous Metal Products.....	\$5 million

Schenectady County exports \$25 million in services to Canada annually

Top Schenectady County services exports to Canada

Travel (including for education).....	\$10 million
Insurance services.....	\$4 million
Business services.....	\$4 million
Charges for the use of intellectual property....	\$4 million
Financial services.....	\$3 million



Schenectady County goods exports to Canada by industry

■ Agriculture.....	3%.....	\$5 million
■ Chemicals.....	33%.....	\$52 million
■ Equipment & machinery.....	38%.....	\$60 million
■ Forest products.....	6%.....	\$10 million
■ Minerals & metals.....	9%.....	\$14 million
■ Transportation.....	5%.....	\$8 million
■ Other.....	6%.....	\$9 million

Schenectady County exports to Canada

2022	\$183 million
2021	\$148 million
2020	\$127 million
2019	\$154 million
2018	\$164 million
2017	\$162 million

Top Canadian-owned businesses operating in Schenectady County

- Cars Collision Center
- Cascades
- Comairco
- Glass America
- Insurance Auto Auctions
- Mac's Convenience Stores
- OpenText
- RBC
- Service Experts
- Sierra Processing

April 2024

Trade Partnership: Goods exports (2023 data, 3/2024 release), services exports (2022 data, 12/2023 release) and jobs that depend on county goods and services exports, calculated figures, based on U.S. Census Bureau and U.S. Bureau of Economic Analysis data at state and national levels. **Dun & Bradstreet:** Canadian-owned businesses (12/2023 release).

SCHOHARIE COUNTY, NY & CANADA

150 jobs depend on goods and services exports to Canada

Schoharie County
exports \$24 million
 in goods to Canada annually

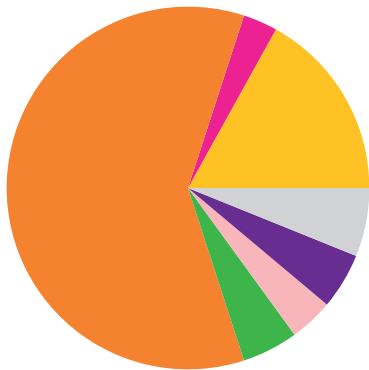
Top Schoharie County goods exports to Canada

Oil & Gas.....	\$14 million
Oilseeds & Grains.....	\$2 million
Plastics Products.....	\$1 million
Fruits & Tree Nuts.....	\$831,048
Poultry & Eggs.....	\$742,370

Schoharie County
exports \$4 million
 in services to Canada annually

Top Schoharie County services exports to Canada

Financial services.....	\$1 million
Travel (including for education).....	\$1 million
Charges for the use of intellectual property....	\$1 million
Insurance services.....	\$212,044
Business services.....	\$122,543



Schoharie County goods exports to Canada by industry

Agriculture.....	17%.....	\$4 million
Chemicals.....	3%.....	\$683,601
Energy.....	60%.....	\$14 million
Forest products.....	5%.....	\$1 million
Minerals & metals.....	4%.....	\$1 million
Plastics & rubbers.....	5%.....	\$1 million
Other.....	6%.....	\$1 million

Schoharie County exports to Canada

2022	\$28 million
2021	\$21 million
2020	\$16 million
2019	\$20 million
2018	\$23 million
2017	\$21 million

April 2024

Trade Partnership: Goods exports (2023 data, 3/2024 release), services exports (2022 data, 12/2023 release) and jobs that depend on county goods and services exports, calculated figures, based on U.S. Census Bureau and U.S. Bureau of Economic Analysis data at state and national levels. **Dun & Bradstreet:** Canadian-owned businesses (12/2023 release).

SCHUYLER COUNTY, NY & CANADA

200 jobs depend on goods and services exports to Canada

Schuyler County
exports \$30 million
 in goods to Canada annually

Top Schuyler County goods exports to Canada

Oil & Gas.....	\$11 million
Beverages.....	\$4 million
Fruits & Tree Nuts.....	\$2 million
Oilseeds & Grains.....	\$1 million
Sawmill & Wood Products.....	\$748,124

Schuyler County
exports \$2 million
 in services to Canada annually

Top Schuyler County services exports to Canada

Travel (including for education).....	\$1 million
Charges for the use of intellectual property.....	\$384,172
Financial services.....	\$30,180
Business services.....	\$6,888
Insurance services.....	\$1,984



Schuyler County goods exports to Canada by industry

Agriculture.....	35%.....	\$10 million
Energy.....	37%.....	\$11 million
Equipment & machinery.....	12%.....	\$4 million
Forest products.....	7%.....	\$2 million
Minerals & metals.....	3%.....	\$778,913
Other.....	6%.....	\$2 million

Schuyler County exports to Canada

2022	\$32 million
2021	\$26 million
2020	\$23 million
2019	\$24 million
2018	\$24 million
2017	\$22 million

April 2024

Trade Partnership: Goods exports (2023 data, 3/2024 release), services exports (2022 data, 12/2023 release) and jobs that depend on county goods and services exports, calculated figures, based on U.S. Census Bureau and U.S. Bureau of Economic Analysis data at state and national levels. **Dun & Bradstreet:** Canadian-owned businesses (12/2023 release).

SENECA COUNTY, NY & CANADA

100 people are employed at the 4 Canadian-owned businesses operating in Seneca County, and an additional 500 jobs depend on goods and services exports to Canada

Seneca County
exports \$80 million
 in goods to Canada annually

Top Seneca County goods exports to Canada

■ Beverages.....	\$13 million
■ Oil & Gas.....	\$8 million
■ Animal Foods.....	\$5 million
■ Oilseeds & Grains.....	\$5 million
■ Fruits & Tree Nuts.....	\$2 million

Seneca County
exports \$4 million
 in services to Canada annually

Top Seneca County services exports to Canada

Travel (including for education).....	\$3 million
Financial services.....	\$409,928
Charges for the use of intellectual property.....	\$296,335
Business services.....	\$84,226
Maintenance & repair services.....	\$2,884



Seneca County goods exports to Canada by industry

■ Agriculture.....	34%.....	\$27 million
■ Energy.....	11%.....	\$9 million
■ Equipment & machinery.....	38%.....	\$30 million
■ Other.....	17%.....	\$14 million

Seneca County exports to Canada

2022	\$84 million
2021	\$77 million
2020	\$72 million
2019	\$84 million
2018	\$75 million
2017	\$67 million

Top Canadian-owned businesses operating in Seneca County

- Birthright
- Glass America
- Seneca Meadows Landfill
- Superior Plus Energy Services

ST. LAWRENCE COUNTY, NY & CANADA

700 people are employed at the 19 Canadian-owned businesses operating in St. Lawrence County, and an additional 1,450 jobs depend on goods and services exports to Canada

St. Lawrence County exports \$267 million in goods to Canada annually

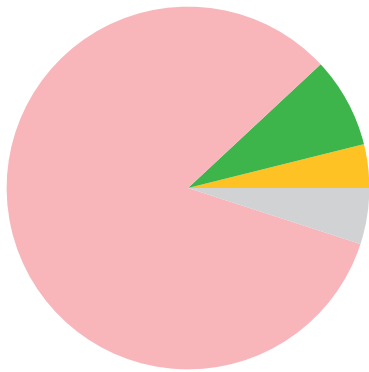
Top St. Lawrence County goods exports to Canada

Aluminum.....	\$75 million
Nonferrous Metal Products.....	\$64 million
Iron, Steel & Ferroalloys.....	\$49 million
Metal Ores.....	\$24 million
Pulp & Paperboard Mill Products.....	\$16 million

St. Lawrence County exports \$35 million in services to Canada annually

Top St. Lawrence County services exports to Canada

Transport.....	\$20 million
Financial services.....	\$6 million
Travel (including for education).....	\$4 million
Charges for the use of intellectual property....	\$4 million
Business services.....	\$428,011



St. Lawrence County goods exports to Canada by industry

Agriculture.....	4%.....	\$12 million
Forest products.....	8%.....	\$23 million
Minerals & metals.....	83%.....	\$221 million
Other.....	5%.....	\$13 million

St. Lawrence County exports to Canada

2022	\$301 million
2021	\$296 million
2020	\$248 million
2019	\$193 million
2018	\$215 million
2017	\$170 million

Top Canadian-owned businesses operating in St. Lawrence County

- Braebon Medical Corporation
- Brookfield Properties
- Canarm Ltd
- Hewitt Environmental
- J S I Telecom
- Jmpower Aggregates
- Liberty Utilities
- Lowe Gravelle Assoc
- Marimac-Massena
- Massena Terminal Railroad

April 2024

Trade Partnership: Goods exports (2023 data, 3/2024 release), services exports (2022 data, 12/2023 release) and jobs that depend on county goods and services exports, calculated figures, based on U.S. Census Bureau and U.S. Bureau of Economic Analysis data at state and national levels. **Dun & Bradstreet:** Canadian-owned businesses (12/2023 release).

STEBEN COUNTY, NY & CANADA

50 people are employed at the 5 Canadian-owned businesses operating in Steuben County, and an additional 800 jobs depend on goods and services exports to Canada

Steuben County exports \$116 million in goods to Canada annually

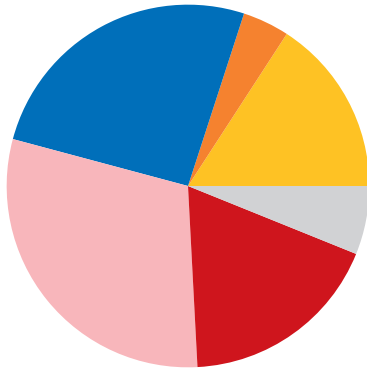
Top Steuben County goods exports to Canada

■ Clay & Refractory Products.....	\$32 million
■ Motor Vehicle Parts.....	\$17 million
■ Oilseeds & Grains.....	\$8 million
■ Electrical Equipment & Components.....	\$5 million
■ Railroad Rolling Stock.....	\$3 million

Steuben County exports \$19 million in services to Canada annually

Top Steuben County services exports to Canada

Financial services.....	\$8 million
Business services.....	\$4 million
Travel (including for education).....	\$4 million
Charges for the use of intellectual property....	\$2 million
Telecommunications, computer & information services	\$634,044



Steuben County goods exports to Canada by industry

■ Agriculture.....	16%.....	\$19 million
■ Energy.....	4%.....	\$4 million
■ Equipment & machinery.....	26%.....	\$30 million
■ Minerals & metals.....	30%.....	\$35 million
■ Transportation.....	18%.....	\$21 million
■ Other.....	6%.....	\$7 million

Steuben County exports to Canada

2022	\$135 million
2021	\$111 million
2020	\$132 million
2019	\$181 million
2018	\$158 million
2017	\$122 million

Top Canadian-owned businesses operating in Steuben County

- Birthright
- Columbia Energy
- Nutrien Ag Solutions
- RBC
- Superior Plus Energy Services

SUFFOLK COUNTY, NY & CANADA

2,100 people are employed at the 42 Canadian-owned businesses operating in Suffolk County, and an additional 6,800 jobs depend on goods and services exports to Canada

Suffolk County exports \$1.0 billion in goods to Canada annually

Top Suffolk County goods exports to Canada

■ Pharmaceuticals & Medicines.....	\$122 million
■ Soaps, Cleaning Agents & Toiletries.....	\$89 million
■ Scrap Products.....	\$51 million
■ Converted Paper Products.....	\$50 million
■ Navigational & Meas. Instruments.....	\$39 million

Suffolk County exports \$312 million in services to Canada annually

Top Suffolk County services exports to Canada

Financial services.....	\$104 million
Travel (including for education).....	\$86 million
Business services.....	\$67 million
Charges for the use of intellectual property..	\$30 million
Insurance services.....	\$20 million



Suffolk County goods exports to Canada by industry

■ Agriculture.....	5%.....	\$46 million
■ Apparel & textiles.....	3%.....	\$28 million
■ Chemicals.....	22%.....	\$215 million
■ Energy.....	3%.....	\$31 million
■ Equipment & machinery.....	20%.....	\$198 million
■ Forest products.....	11%.....	\$113 million
■ Minerals & metals.....	6%.....	\$58 million
■ Transportation.....	5%.....	\$45 million
■ Other.....	25%.....	\$247 million

Suffolk County exports to Canada

2022	\$1.3 billion
2021	\$1.1 billion
2020	\$1.0 billion
2019	\$1.1 billion
2018	\$1.1 billion
2017	\$1.1 billion

Top Canadian-owned businesses operating in Suffolk County

- Advisors Asset Management
- Agrium
- Aldo
- American Apparel
- Ardene Usa
- Array Marketing Group
- Birthright
- Blinds To Go
- CertaPro Painters
- City National Bank

April 2024

Trade Partnership: Goods exports (2023 data, 3/2024 release), services exports (2022 data, 12/2023 release) and jobs that depend on county goods and services exports, calculated figures, based on U.S. Census Bureau and U.S. Bureau of Economic Analysis data at state and national levels. **Dun & Bradstreet:** Canadian-owned businesses (12/2023 release).

SULLIVAN COUNTY, NY & CANADA

50 people are employed at the 4 Canadian-owned businesses operating in Sullivan County, and an additional 350 jobs depend on goods and services exports to Canada

Sullivan County exports \$44 million in goods to Canada annually

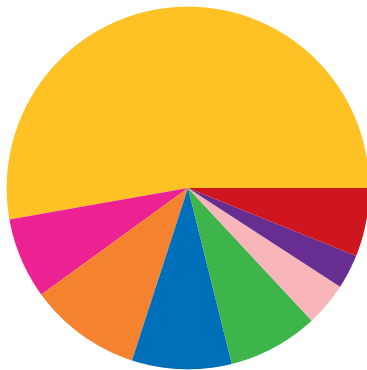
Top Sullivan County goods exports to Canada

Meat Products.....	\$6 million
Petroleum & Coal Products.....	\$5 million
Soaps, Cleaning Agents & Toiletries.....	\$2 million
Pulp & Paperboard Mill Products.....	\$1 million
Plastics Products.....	\$1 million

Sullivan County exports \$10 million in services to Canada annually

Top Sullivan County services exports to Canada

Travel (including for education).....	\$9 million
Financial services.....	\$735,350
Charges for the use of intellectual property.....	\$547,192
Insurance services.....	\$268,436
Business services.....	\$148,817



Sullivan County goods exports to Canada by industry

Agriculture.....	53%.....	\$24 million
Chemicals.....	7%.....	\$3 million
Energy.....	10%.....	\$5 million
Equipment & machinery.....	9%.....	\$4 million
Forest products.....	8%.....	\$3 million
Minerals & metals.....	4%.....	\$2 million
Plastics & rubbers.....	3%.....	\$1 million
Transportation.....	6%.....	\$3 million

Sullivan County exports to Canada

2022	\$55 million
2021	\$42 million
2020	\$39 million
2019	\$53 million
2018	\$46 million
2017	\$38 million

Top Canadian-owned businesses operating in Sullivan County

- Eagle Creek
- Millennium Pipeline
- Premier Horticulture
- TD Bank NA

TIOGA COUNTY, NY & CANADA

350 jobs depend on goods and services exports to Canada

Tioga County exports **\$69 million** in goods to Canada annually

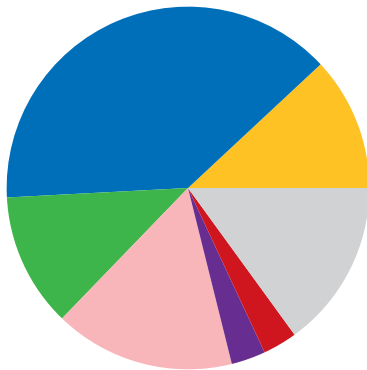
Top Tioga County goods exports to Canada

■ Navigational & Meas. Instruments.....	\$15 million
■ Scrap Products.....	\$7 million
■ Sawmill & Wood Products.....	\$7 million
■ Semiconductors & Components.....	\$6 million
■ Nonferrous Metal Products.....	\$4 million

Tioga County exports **\$5 million** in services to Canada annually

Top Tioga County services exports to Canada

Travel (including for education).....	\$3 million
Charges for the use of intellectual property.....	\$804,106
Financial services.....	\$656,216
Business services.....	\$281,423
Telecommunications, computer & information services.....	\$28,123



Tioga County goods exports to Canada by industry

■ Agriculture.....	12%.....	\$8 million
■ Equipment & machinery.....	39%.....	\$27 million
■ Forest products.....	12%.....	\$8 million
■ Minerals & metals.....	16%.....	\$11 million
■ Plastics & rubbers.....	3%.....	\$2 million
■ Transportation.....	3%.....	\$2 million
■ Other.....	15%.....	\$10 million

Tioga County exports to Canada

2022	\$75 million
2021	\$66 million
2020	\$56 million
2019	\$59 million
2018	\$59 million
2017	\$56 million

April 2024

Trade Partnership: Goods exports (2023 data, 3/2024 release), services exports (2022 data, 12/2023 release) and jobs that depend on county goods and services exports, calculated figures, based on U.S. Census Bureau and U.S. Bureau of Economic Analysis data at state and national levels. **Dun & Bradstreet:** Canadian-owned businesses (12/2023 release).

TOMPKINS COUNTY, NY & CANADA

50 people are employed at the 3 Canadian-owned businesses operating in Tompkins County, and an additional 750 jobs depend on goods and services exports to Canada

Tompkins County exports \$111 million in goods to Canada annually

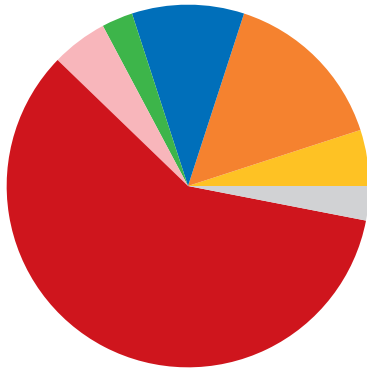
Top Tompkins County goods exports to Canada

■ Motor Vehicles.....	\$21 million
■ Motor Vehicle Bodies & Trailers.....	\$21 million
■ Oil & Gas.....	\$16 million
■ Motor Vehicle Parts.....	\$12 million
■ Aerospace Products & Parts.....	\$12 million

Tompkins County exports \$31 million in services to Canada annually

Top Tompkins County services exports to Canada

Travel (including for education).....	\$18 million
Financial services.....	\$9 million
Charges for the use of intellectual property....	\$3 million
Business services.....	\$909,843
Insurance services.....	\$115,203



Tompkins County goods exports to Canada by industry

■ Agriculture.....	5%.....	\$6 million
■ Energy.....	15%.....	\$17 million
■ Equipment & machinery.....	10%.....	\$11 million
■ Forest products.....	3%.....	\$3 million
■ Minerals & metals.....	5%.....	\$5 million
■ Transportation.....	59%.....	\$66 million
■ Other.....	3%.....	\$3 million

Tompkins County exports to Canada

2022	\$142 million
2021	\$122 million
2020	\$108 million
2019	\$148 million
2018	\$178 million
2017	\$187 million

Top Canadian-owned businesses operating in Tompkins County

- Birthright
- Tim Hortons
- Trans World Ny Sub

ULSTER COUNTY, NY & CANADA

200 people are employed at the 8 Canadian-owned businesses operating in Ulster County, and an additional 700 jobs depend on goods and services exports to Canada

Ulster County exports \$80 million in goods to Canada annually

Top Ulster County goods exports to Canada

■ HVAC & Refrigeration Equipment.....	\$6 million
■ Electrical Equipment & Components.....	\$3 million
■ Fruits & Tree Nuts.....	\$3 million
■ Electrical Equipment.....	\$3 million
■ Beverages.....	\$3 million

Ulster County exports \$32 million in services to Canada annually

Top Ulster County services exports to Canada

Travel (including for education).....	\$15 million
Financial services.....	\$10 million
Business services.....	\$3 million
Charges for the use of intellectual property....	\$2 million
Telecommunications, computer & information services	\$1 million



Ulster County goods exports to Canada by industry

■ Agriculture.....	19%.....	\$15 million
■ Apparel & textiles.....	3%.....	\$3 million
■ Equipment & machinery.....	36%.....	\$29 million
■ Forest products.....	9%.....	\$7 million
■ Minerals & metals.....	8%.....	\$7 million
■ Other.....	25%.....	\$20 million

Ulster County exports to Canada

2022	\$111 million
2021	\$87 million
2020	\$80 million
2019	\$101 million
2018	\$98 million
2017	\$90 million

Top Canadian-owned businesses operating in Ulster County

- Agrium
- Birthright
- Central Hudson Energy Group
- Central Hudson Gas & Electric
- Etain
- Frontrnner Netwrk Systems
- Mac's Convenience Stores
- TD Bank NA

April 2024

Trade Partnership: Goods exports (2023 data, 3/2024 release), services exports (2022 data, 12/2023 release) and jobs that depend on county goods and services exports, calculated figures, based on U.S. Census Bureau and U.S. Bureau of Economic Analysis data at state and national levels. **Dun & Bradstreet:** Canadian-owned businesses (12/2023 release).

WARREN COUNTY, NY & CANADA

300 people are employed at the 9 Canadian-owned businesses operating in Warren County, and an additional 700 jobs depend on goods and services exports to Canada

Warren County
exports \$111 million
 in goods to Canada annually

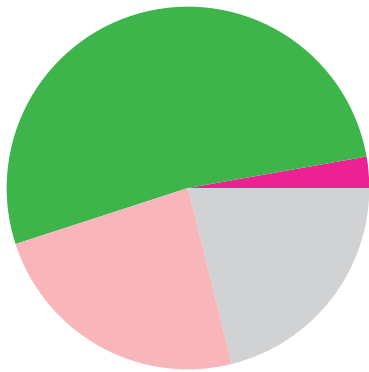
Top Warren County goods exports to Canada

■ Pulp & Paperboard Mill Products.....	\$48 million
■ Medical Equipment & Supplies.....	\$17 million
■ Nonferrous Metal Products.....	\$11 million
■ Aluminum.....	\$10 million
■ Converted Paper Products.....	\$4 million

Warren County
exports \$23 million
 in services to Canada annually

Top Warren County services exports to Canada

Travel (including for education).....	\$11 million
Financial services.....	\$6 million
Insurance services.....	\$2 million
Business services.....	\$2 million
Telecommunications, computer & information services	\$1 million



Warren County goods exports to Canada by industry

■ Chemicals.....	3%.....	\$3 million
■ Forest products.....	52%.....	\$57 million
■ Minerals & metals.....	24%.....	\$27 million
■ Other.....	21%.....	\$23 million

Warren County exports to Canada

2022	\$134 million
2021	\$120 million
2020	\$104 million
2019	\$105 million
2018	\$113 million
2017	\$102 million

Top Canadian-owned businesses operating in Warren County

- BankNorth
- Birthright
- Black Bear So
- Brookfield Power
- CAE USA
- Premier Salons
- Rws Manufacturing
- TD Bank NA
- Trans World Ny Sub

April 2024

Trade Partnership: Goods exports (2023 data, 3/2024 release), services exports (2022 data, 12/2023 release) and jobs that depend on county goods and services exports, calculated figures, based on U.S. Census Bureau and U.S. Bureau of Economic Analysis data at state and national levels. **Dun & Bradstreet:** Canadian-owned businesses (12/2023 release).

WASHINGTON COUNTY, NY & CANADA

400 people are employed at the 9 Canadian-owned businesses operating in Washington County, and an additional 600 jobs depend on goods and services exports to Canada

Washington County
exports \$107 million
 in goods to Canada annually

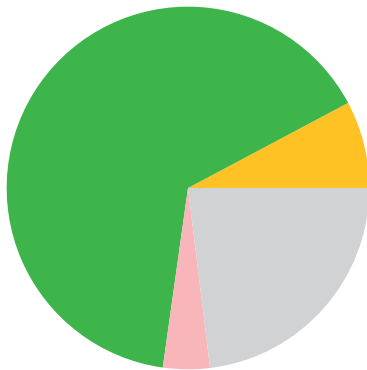
Top Washington County goods exports to Canada

■ Pulp & Paperboard Mill Products.....	\$65 million
■ Oilseeds & Grains.....	\$3 million
■ Fruits & Tree Nuts.....	\$2 million
■ Plastics Products.....	\$2 million
■ Sawmill & Wood Products.....	\$1 million

Washington County
exports \$3 million
 in services to Canada annually

Top Washington County services exports to Canada

Financial services.....	\$2 million
Travel (including for education).....	\$1 million
Charges for the use of intellectual property.....	\$397,084
Business services.....	\$207,702
Insurance services.....	\$32,402



Washington County goods exports to Canada by industry

■ Agriculture.....	8%.....	\$9 million
■ Forest products.....	65%.....	\$69 million
■ Minerals & metals.....	4%.....	\$4 million
■ Other.....	23%.....	\$25 million

Washington County exports to Canada

2022	\$110 million
2021	\$98 million
2020	\$80 million
2019	\$82 million
2018	\$90 million
2017	\$78 million

Top Canadian-owned businesses operating in Washington County

- Ace Carting Corporation
- Circle K
- Husky Plywood
- Irving Consumer Products
- Midland Transport
- Pallets
- Protrans Services
- TD Bank NA
- Waste Connections

April 2024

Trade Partnership: Goods exports (2023 data, 3/2024 release), services exports (2022 data, 12/2023 release) and jobs that depend on county goods and services exports, calculated figures, based on U.S. Census Bureau and U.S. Bureau of Economic Analysis data at state and national levels. **Dun & Bradstreet:** Canadian-owned businesses (12/2023 release).

WAYNE COUNTY, NY & CANADA

300 people are employed at the 8 Canadian-owned businesses operating in Wayne County, and an additional 850 jobs depend on goods and services exports to Canada

Wayne County exports **\$138 million** in goods to Canada annually

Top Wayne County goods exports to Canada

■ Preserves & Specialty Foods.....	\$16 million
■ Plastics Products.....	\$9 million
■ Converted Paper Products.....	\$9 million
■ Semiconductors & Components.....	\$8 million
■ Engines & Turbines.....	\$8 million

Wayne County exports **\$7 million** in services to Canada annually

Top Wayne County services exports to Canada

Financial services.....	\$3 million
Travel (including for education).....	\$2 million
Business services.....	\$570,742
Charges for the use of intellectual property.....	\$535,934
Transport.....	\$187,283



Wayne County goods exports to Canada by industry

■ Agriculture.....	30%.....	\$41 million
■ Chemicals.....	3%.....	\$4 million
■ Equipment & machinery.....	31%.....	\$43 million
■ Forest products.....	8%.....	\$11 million
■ Minerals & metals.....	12%.....	\$17 million
■ Plastics & rubbers.....	7%.....	\$10 million
■ Transportation.....	3%.....	\$4 million
■ Other.....	6%.....	\$8 million

Wayne County exports to Canada

2022	\$145 million
2021	\$127 million
2020	\$122 million
2019	\$131 million
2018	\$117 million
2017	\$113 million

Top Canadian-owned businesses operating in Wayne County

- Birthright
- Intergrow Greenhouses
- Nutrien Ag Solutions
- Ranger Design
- Ritchie Bros Auctioneers
- Seimax Gas
- Strickland Autosales Ltd
- Superior Plus Energy Services

April 2024

Trade Partnership: Goods exports (2023 data, 3/2024 release), services exports (2022 data, 12/2023 release) and jobs that depend on county goods and services exports, calculated figures, based on U.S. Census Bureau and U.S. Bureau of Economic Analysis data at state and national levels. **Dun & Bradstreet:** Canadian-owned businesses (12/2023 release).

WESTCHESTER COUNTY, NY & CANADA

3,200 people are employed at the 37 Canadian-owned businesses operating in Westchester County, and an additional 2,850 jobs depend on goods and services exports to Canada

Westchester County exports **\$348 million** in goods to Canada annually

Top Westchester County goods exports to Canada

Oil & Gas.....	\$101 million
Computer Equipment.....	\$39 million
Petroleum & Coal Products.....	\$19 million
Basic Chemicals.....	\$17 million
Navigational & Meas. Instruments.....	\$16 million

Westchester County exports **\$208 million** in services to Canada annually

Top Westchester County services exports to Canada

Financial services.....	\$59 million
Business services.....	\$50 million
Travel (including for education).....	\$46 million
Insurance services.....	\$22 million
Charges for the use of intellectual property..	\$18 million



Westchester County goods exports to Canada by industry

Agriculture.....	7%.....	\$23 million
Chemicals.....	10%.....	\$34 million
Energy.....	34%.....	\$120 million
Equipment & machinery.....	20%.....	\$70 million
Minerals & metals.....	5%.....	\$18 million
Transportation.....	3%.....	\$10 million
Other.....	21%.....	\$73 million

Westchester County exports to Canada

2022	\$556 million
2021	\$450 million
2020	\$396 million
2019	\$474 million
2018	\$493 million
2017	\$466 million

Top Canadian-owned businesses operating in Westchester County

- Aldo
- Allied Universal
- Amcan Industries
- American Apparel
- Aritzia
- Bedivere Insurance
- Birthright
- Castle Bronx Terminals
- Castle Supply & Marketing
- Checkpoint Systems

April 2024

Trade Partnership: Goods exports (2023 data, 3/2024 release), services exports (2022 data, 12/2023 release) and jobs that depend on county goods and services exports, calculated figures, based on U.S. Census Bureau and U.S. Bureau of Economic Analysis data at state and national levels. **Dun & Bradstreet:** Canadian-owned businesses (12/2023 release).

WYOMING COUNTY, NY & CANADA

100 people are employed at the 4 Canadian-owned businesses operating in Wyoming County, and an additional 450 jobs depend on goods and services exports to Canada

Wyoming County exports **\$88 million** in goods to Canada annually

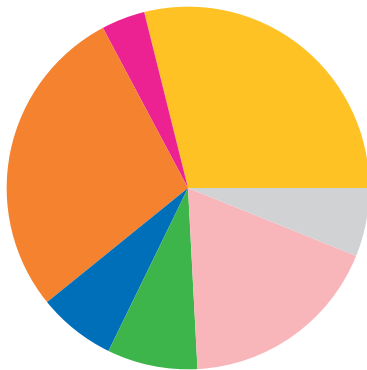
Top Wyoming County goods exports to Canada

Oil & Gas.....	\$25 million
Animal Foods.....	\$15 million
Nonferrous Metal Products.....	\$6 million
Aluminum.....	\$5 million
Oilseeds & Grains.....	\$4 million

Wyoming County exports **\$5 million** in services to Canada annually

Top Wyoming County services exports to Canada

Financial services.....	\$2 million
Travel (including for education).....	\$1 million
Charges for the use of intellectual property....	\$1 million
Business services.....	\$845,206
Maintenance & repair services.....	\$29,172



Wyoming County goods exports to Canada by industry

Agriculture.....	29%.....	\$26 million
Chemicals.....	4%.....	\$3 million
Energy.....	28%.....	\$25 million
Equipment & machinery.....	7%.....	\$6 million
Forest products.....	8%.....	\$7 million
Minerals & metals.....	18%.....	\$16 million
Other.....	6%.....	\$5 million

Wyoming County exports to Canada

2022	\$93 million
2021	\$77 million
2020	\$65 million
2019	\$60 million
2018	\$65 million
2017	\$54 million

Top Canadian-owned businesses operating in Wyoming County

- Burnwell Gas
- Superior Plus Energy Services
- Tim Hortons
- WSP USA

YATES COUNTY, NY & CANADA

400 jobs depend on goods and services exports to Canada

Yates County exports **\$60 million** in goods to Canada annually

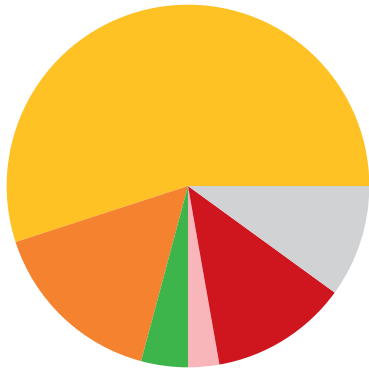
Top Yates County goods exports to Canada

■ Beverages.....	\$11 million
■ Oil & Gas.....	\$9 million
■ Oilseeds & Grains.....	\$9 million
■ Fruits & Tree Nuts.....	\$6 million
■ Motor Vehicle Bodies & Trailers.....	\$2 million

Yates County exports **\$2 million** in services to Canada annually

Top Yates County services exports to Canada

Travel (including for education).....	\$858,710
Charges for the use of intellectual property.....	\$708,297
Financial services.....	\$210,352
Business services.....	\$35,600
Maintenance & repair services.....	\$13,529



Yates County goods exports to Canada by industry

■ Agriculture.....	55%.....	\$33 million
■ Energy.....	16%.....	\$10 million
■ Forest products.....	4%.....	\$2 million
■ Minerals & metals.....	3%.....	\$2 million
■ Transportation.....	12%.....	\$7 million
■ Other.....	10%.....	\$6 million

Yates County exports to Canada

2022	\$62 million
2021	\$53 million
2020	\$50 million
2019	\$55 million
2018	\$56 million
2017	\$55 million

Top Canadian-owned businesses operating in Yates County

- Birthright
- TCM